

NEW
OT 3

HUBBARD COMMUNICATIONS OFFICE
Saint Hill Manor, East Grinstead, Sussex

HCO POLICY LETTER OF 6 SEPTEMBER 1972
Issue V
Revised 13 March 1984

AO's only
OT III Students
Tech Sed AO's
D's of T AO's
Adv Cses i/c
Adv Cse Super

OT 3 COURSE

CONFIDENTIAL

The materials contained on this checksheet include all the necessary data to audit yourself through Section III OT. The checksheet is divided into two sections:

- (1) Study of Section III data
and
(2) Auditing on OT III

Upon completion of the study section, the student is routed to the advance course D of P for the auditing portion.

PREREQUISITES: OT II Completion.

STUDENTS NAME _____ DATE STARTED _____

ORGANIZATION _____ DATE COMPLETED _____

Sequence: Study the materials in checksheet order, once through star-rate as marked. Do not go past a word you do not fully understand. Use a dictionary for Scn terms, plus HCOB 23 Aug 65 "Abbreviations and symbols of Dn & Scn".

Product: The products of this course are: (a) A student who understands and can audit OT III. (b) a pre-OT who has attained the E.P. of OT III.

OT III CHECKSHEET
STUDY SECTION

PART 1 SECTION III DATA

- * 1. HCOPL 8 Jan 81 Advanced courses Regulations and Security _____
- * 2. LRH Handwritten "Data" _____
- * 3. HCOB 5 Feb 70 Secret- Definitions Section 3 _____
- * 4. HCOB 4 May '68 Confidential, character of Body Thetans _____
- * 5. Clay demo the following:
 - A) A large body _____
 - B) Add a Thetan to it _____
 - C) Add a Body Thetan to it _____
 - D) Add a cluster to it _____
- * 6. LRH Handwritten - Incident II, 2nd note 28 Oct. '68 _____
- * 7. Demo: Diagram the different sequences of Inc II. _____
- * 8. LRH Handwritten 1st note "Inc I" * _____

- * 9. HCOB 5 Feb '70 Secret- The basic of BTs _____
- * 10. HCOB 14 Sep '78 Dn Forbidden on Clears and OTs _____
- * 11. HCOB 10 Dec '78 Dianetics deleted from OT III materials _____

PART 2 SECTION III, RUNNING OF

- * 1. LRH Handwritten Revised 12 Aug '69 "Instructions": _____
- * 2. With your demo kit show the following: _____
 - * a) How a BT or a Cluster is located _____
 - * b) What is run after a BT is located _____
 - * c) What to do if the BT doesn't blow off _____
 - or the cluster break up and blow _____
 - * d) What occurs when a BT or Cluster blows _____
 - * e) How a Cluster becomes one _____
- * 3. LRH Handwritten additional "Notes on running" _____
- * 4. HCOB 4 May '68 Dianetic course Stuck Pictures _____
- * 5. Using your demo kit, show your twin what buttons _____
 - can be used, why, and when to use them _____
- * 6. HCOB 9 Jul '71 CONFIDENTIAL SECTION III running _____
- * 7. Make up some worksheets and show what one should _____
 - be marking on them as he runs OT 3 _____
- * 8. LRH Handwrite 3rd note 28 Oct '68 "Running Incident 2" _____
- * 9. HCOB 20 May '68 OVERT MOTIVATOR SEQUENCE _____
- * 10. HCOB 4 May '68 CONFIDENTIAL CROSS AUDITING _____
- * 11. HCOB 2 Oct '68 OT III _____
- * 12. Demo: Cross auditing and it's results _____
- * 13. Demo: How one turns off a Freewheel _____
- * 14. HCOB 4 May '68 CONFIDENTIAL Overrun on OT 3 _____
- * 15. HCOB 12 Apr '70 SECRET RUNNING OT 3 _____
- * 16. Demo: The 3 reasons a Pre OT might have trouble whilst _____
 - running BTs on Inc 2 and the handling of each: _____
 - a) Wrong area _____
 - b) Not the volcano of the BT being run _____
 - c) It is not an Inc 2 but another Incident of a _____
 - different date _____
- * 17. HCOB 13 Oct '69 SECRET OT III errors _____
- * 18. HCOB 10 Dec '78 Addition to OT 3 pack _____
- * 19. Demo: The three reasons a BT run on Inc 1 _____
 - fails to blow: _____
 - a) Auditor is trying to run a Cluster with Inc 1 _____
 - b) There is some earlier Inc on the same BT _____
 - c) Another BT is copying the Inc 1 just run _____
- * 20. HCOB 25 Oct '69 CUMULATIVE CLUSTERS _____
- * 21. Demo: Draw a diagram showing a cumulative cluster, how _____
 - the thing was formed and what holds it together _____
- * 22. HCOB 16 Aug '83 SECRET OT III CASE SUPERVISION _____
- * 23. Demo: With a demo kit, demonstrate each error and _____
 - remedy listed _____
- * 24. Demo: Demonstrate each of the following: _____
 - a) BT critical and it's handling _____
 - b) BT antagonistic and handling _____
 - c) BT sad and it's handling _____
 - d) No TA and handling _____
 - e) Soaring TA and handling _____

- f) Auditor tired and handling _____
- g) Auditor dope off and handling _____
- h) Auditor no interest and handling _____
- * 25. HCOB 18 Sep '69 CONFIDENTIAL Dianetic auditing and OT 3 _____
- * 26. HCOB 8 Jun '70 SECRET _____
- * 27. Demo: The cause of low TA _____
- * 28. LRH Handwritten 20 Apr '68 "Important note Section 3: 3 Completion" _____
- * 29. HCOB 20 Oct '70 CONFIDENTIAL EP's _____
- * 30. Clay Demo: The EP of OT 3 _____
- * 31. HCOB 4 Jul '79 Handling correction lists on OTs _____
- * 32. HCOB 22 Dec '79 Flying ruds at OT 3 and above _____
- * 33. Demo: How and why you fly ruds using the Technique described in the above issue _____
- * 34. Drill: Flying ruds on a doll _____

I attest that I have completed all the requirements of this checksheet and that I know and can apply the materials to Solo Audit OT III.

STUDENT _____ DATE _____

I attest that this student knows and can apply the materials of this checksheet and has no misunderstands on what he has studied.

SUPERVISOR _____ DATE _____

This student has completed all the requirements of the OT study section.

STUDENT EXAMINER _____ DATE _____

AUDITING SECTION

You are now ready to report to the Adv Crse D of P to receive the OT 3 Platens, which you will starrate before running.

- * 1. LRH Handwritten OT Section 3 "List of Volcanoes"
- * 2. LRH Handwritten "Incident 2" (exact sequence)
- * 3. LRH Handwritten "Incident 1" (exact sequence)

Before beginning, your ruds may be flown by an Adv Crse Review auditor.

You will be under the direct supervision of the Adv Crse C/S and D of P while you are auditing yourself on OT 3.

Good Luck!

Student hs completed the above requirements and may attest to OT 3 completion.

ADV CRSE C/S _____ DATE _____

HUBBARD COMMUNICATIONS OFFICE
Saint Hill Manor, East Grinstead, Sussex

HCO POLICY LETTER OF 8 JANUARY 1981

Remimeo	
AOs and	(CANCELS BPL 12 Aug 1971R ADVANCE
AOSHs	COURSES REGULATIONS, ADVANCE
Only	COURSE SECURITY and BPL 23 Jan
Ethics	1969R ADVANCE COURSES SECURITY,
Qual	as these issues have been updated and
Adv Courses	consolidated into this
Personnel	HCO Policy Letter.)
Adv Courses	
Students	

ADVANCE COURSE REGULATIONS AND SECURITY

The Technology of the Advance Courses is a very precise one. There is no room for any arbitrariness to enter in, and due to the confidential nature of the material a very firm ethics code is needed in the area. There is no other source of data than in the materials themselves. The following regulations have proven successful over many years and are now very strict policy.

1. No off-line advice may be sought in cases of students on the Advanced Courses.
2. Any "unusual solution" sought or question asked must be answered only by referring to relevant Advanced Course materials and standard word clearing tech by the supervisors.
3. Examination of states of case must be done by Qual Examiner and the student's complete folder must be submitted to such an Examiner at the time of examination for his inspection.
4. Any person examining for attained states of case must have been checked out on all technical materials of the Advanced Courses.
5. Any Examiner examining states of case in Qual must be on OT III or above.
6. All Advanced Course personnel must be on OT III or above.
7. No person may be admitted on the Advanced Courses who has a bad Ethics history or a this lifetime suppressive order or a criminal record without a special Board of Investigation convened by the HCO Area Sec.
8. No person with a record of using R6EW or Clearing Course materials suppressively may be admitted on the OT Courses.
9. Persons who have been grossly insecure in their handling of R6EW or Clearing Course materials or anyone making them available illegally to another may not be admitted on the OT Course regardless of the action taken at the time.
10. Students folders are to be C/Sed after each session. The student goes to the Examiner after each session.
11. After the student has gone to the Examiner, he takes his folder to Solo Tech Reception.
12. When an Advance Courses student wishes to communicate to the Case Supervisor about his case or his auditing, he must do so either in writing via his folder or as an origination given to the Examiner on the meter.

13. If the student needs to clarify a C/S's instructions or has any questions or uncertainty about his auditing tech he should always write it up and send it to the course supervisor along with his folder and the course supervisor will go over it with him giving any needed references or drilling.

14. No alcohol may be consumed within 24 hours before session and students must not consume or have administered to them any drugs, antibiotics, aspirin, barbituates, opiates, sedatives, hypnotics or stimulants without written OK from the Course Supervisor and C/S. The only exception would be a medical emergency, and the C/S must be informed without delay.

15. Auditing must be done daily unless the C/S has instructed a break be taken due to a big win. AO 1 forms of daily progress must be filled in and handed in at the place designated in the Solo Tech Reception area.

16. Advance Course students are not to discuss their cases with ANYONE except, (1) the Case Supervisor (and then only by written comm put into the auditing folder), (2) the Examiner by way of a metered origination, (3) a review auditor in session or (4) the Solo Case Consultant.

17. Students who are in case trouble or who have ceased to audit on Advance Courses shall be sent to the Solo Case Consultant or to review.

18. Advance Courses students session admin must be legible. If it is not it will be considered a No Report.

19. Advance Courses students should not leave town until given permission to do so in writing by the Case Supervisor.

20. A student who does not qualify as a fast flow student per HCO PL 25 Sep 79 SUCCESSFUL TRAINING LINE UP, and therefore takes an examination on the materials of the course in Qual, may not take his examination paper or answer sheet out of the Qual area designated for confidential exams. After marking, the exam is handed back to the student for reference but it must always be promptly returned by the student after reviewing it as to any errors made. It is the Examiners responsibility to see this is done.

21. NO UNAUTHORIZED COPIES OF UPPER LEVEL MATERIALS ARE TO BE MADE.

This means NO notes, NO photocopies, NO "little simplifications", NO little codes to keep handy. None of the materials are to be in any way copied, not even partially or in altered form. They must not be tape recorded. Any student possessing "notes" or "study aids" on any Advance Courses issues or films, flash cards, copies of commands, or any such copies must immediately destroy them completely.

22. Any written references given the student by the Cramming Officer while on a cramming cycle must be handed in to the Cramming Officer at the end of each cramming period.

23. THE ADVANCE COURSES MATERIALS MUST NOT BE WRITTEN ON OR CHANGED IN ANY WAY AT ALL.

Violation of points 21, 22 and 23 above will bring about a severe Ethics action, which could include debarment from future Advance Courses (though not limited to this).

L. RON HUBBARD
FOUNDER

LRH:kjm
Copyright © 1981
by L. Ron Hubbard
ALL RIGHTS RESERVED

Data (1)

The head of the Galactic
Confederation (76 planets around
larger stars visible from here)
(founded 95,000,000 yrs ago, very space opera)
Solved overpopulation (250 billion
or so per planet - 178 billion on
average) by mass implanting.
He caused people to be brought to
Teegeetack (Earth) and put an H Bomb
on the principal volcanoes (Incident 2)
and then the Pacific area ones
were taken in boxes to Hawaii
and the Atlantic area ones to
Las Palmas and there "packaged."
His name was Xenn. He used
renegades. Various misleading
data by means of circuits etc.
was placed ^{with his crime} in the implants.
When through, Royal Officers
(to the people) captured him
after 6 years of battle
and put him in an electronic
mountain trap where he still ^(confed)
is. They are gone. The place
has since been a desert.

Data (Cont) - 2 -

The length and brutality of it all was such that the Confederation never recovered. The implant is calculated to kill (by pneumonia etc) anyone who attempts to remove it. This liability has been dispersed with by my tech development.

One can FREE WHEEL through the implant and die unless it is approached as precisely outlined. The "free wheel" (auto running on and on) lasts too long drives sleep etc and may die. So be careful to do only incidents 1 & 2 as given and not play around and ~~fail to complete one Q~~ at a time. In December 67 I knew somebody had to take the plunge. I did and emerged very knocked out

but alive. Tech Data (3)
only one ever to do so in
75,000,000 years. I have
all the data now but only
that given here is needed.

One's body is a
mass of individual O^{H} s
stuck to oneself or to the
body.

One has to clean them
off by running Incident One
then Incident Two. It is
a long job, requiring care,
patience and good
audibility.

You are running beings.
They respond like any
preclear. Some large, some
small.

They are believed they
were one. This is the
primary error.

Good luck.
* * *

SECTION THREE 15/2/68
Additional Tech Data

There are no Body Θ 's who cannot be audited and exteriorized,

- ① There are Suppressing Body Θ 's who require Power Processes
- ② There are difficult Body Θ 's who require I to VI processes before they can run engrams (Inc 1 & Inc 2).

③ There are Pre Θ 's who are insufficiently trained and who cannot audit and who ARE back on overrun Body Θ 's or who cannot do Academy level I-IV auditing much less level VI auditing.

④ There are clusters of Body Θ 's who think they are one Body Θ and so can't run Inc 1 or Inc 2 as a group as they have differences.

- 2 -

① SP Body TheXau

An SP by definition is one who
is out of valence in R6. Some
are just plain psychotic and SP
as well. PrPr 6 handles any SP,
pc or body TheXau.

This can best be done, by actual
test, by the OT being an SH or AO
Class VII. It can possibly
be done (no test ever made) by
having a Class VII audit the
OT who relays the commands and
answers of the body TheXau to
the auditor, the OT being on a
Meter; the meter will respond
to the body @ if the OT is
putting attention on the body @.
This HAS been done with ordinary
body TheXaus. It simply handles
the body TheXau on a via.

When PrPr VI has been
run on the body TheXau to its
end phenomena, the body @ can

Then be handled as an ordinary pe body @4 as in (2) below.

2. Difficult Body Thetans

Some body Thetans are difficult cases. They are psychotic, or they have fixed ideas or service faces.

To handle, one really should be a Class III. However, an OY on Sect III can be used as a relay to and from the body @4 and audited by a Class IV. There is no substitute for being an SHSBC graduate or a Class III Intern.

Only standard Sen Tech is used, no Tricks needed. The auditing is fast. The needle seldom floats on the body @4 and the TA tends to stand high and come down.

When the Body @4 has been pushed up to IV (grade Four) he can usually run engrams

- 4 - Sect III Add Tech Data
and can be run on Theirs 1 and
2 and will blow.

The trouble with a difficult
body Thean is that he (or she)
usually has some fixed idea
which inhibits his recovery.
This responds to ordinary Tech,
Taking him up through the grades.

3. Insufficiently Trained OS

Some students try to run
engrams like clearing course
materials or make other errors
because they are just not
well trained

Such should knock off III
and do a Dianetic Course
at least or even the SHSBC.
If they still have trouble they
should further as Class VII's.

THE MAIN SOURCE OF FAILURE
IN SECTION THREE IS NOT
STRANGE OS OR HIDDEN SPs
BUT STUDENTS WHO CAN'T AUDIT.

- 5 - Sect III Add Tech Data

It is easy to blame the "difficult body Q's" when the truth is that one should be a better auditor.

Sect III can be left incomplete while the student is trained better - providing he does not fool about with his own ease while being trained but, now trained, recommences Section III.

One has to be able to do S&Ds on Body Q's, has to find & R Breaks, etc, the lot where one has trouble with Sect III.

The number of Body Q's a case has varies widely.

The answer with consistent trouble with III is not unusual solutions for body theans but just a better trained student. Body Q's are just Q's.

4. Clusters Of body D's.

THE ONLY KNOWN DIFFERENCE between auditing body thexans and auditing pcs (and this is not a real difference as some pcs are a total cluster) is that body thexans can come in clusters.

Then I need I won't run on the cluster as each individual D in the cluster has a different view point and received me as an individual, not as a cluster.

A CLUSTER HAS A MORE RECENT MUTUAL EXPERIENCE WHICH HAPPENED TO THE WHOLE CLUSTER.

The error they make is the basic error of thexans. They think we are all ONE, whereas we are individuals.

To detect a cluster: (a) there is a force on pressure or heavy somatic in an area (b) or there is "a" "who can't erase Inc 1 or 2. This means there are several "a"s who think they are one "a",

To remedy this situation.

- (1) Date a mutual incident for the cluster to find the point they "became one". Usually one gets this easily.
- (2) Locate where it occurred in terms of planet and star (or even planet, star, town and place in the town).
- (3) List for type of incident and find what it was (lightning, psychiatric shock etc)
- (4) Run the incident as a single engraving.

HUBBARD COMMUNICATIONS OFFICE
Saint Hill Manor, East Grinstead, Sussex

HCO BULLETIN OF 5 FEBRUARY 1970

AOs
Section III Pack

ISSUE II

SECRET

DEFINITIONS, SECT, III

For the purpose of clarity, by BODY THETAN is meant a thetan who is stuck to another thetan or body but is not in control.

A THETAN is, of course, a Scientology word using the Greek "Theta" which was the Greek symbol for thought or life.

An individual being such as a man is a thetan, he is not a body and he does not think because he has no brain.

A CLUSTER is a group of body thetans crushed or held together by some mutual bad experience.

L. RON HUBBARD
FOUNDER

LRH: jz:dr
Copyright © 1970
by L. Ron Hubbard
ALL RIGHTS RESERVED

HUBBARD COMMUNICATIONS OFFICE
Saint Hill Manor, East Grinstead, Sussex

HCO BULLETIN OF 4 MAY 1968

CONFIDENTIAL

AO ONLY
III Packets

CHARACTER OF BODY THETANS

Body thetans are just thetans. When you get rid of one he goes off and possibly squares around, picks up a body or admires daisies. He is in fact a sort of cleared being. He cannot fail to eventually, if not at once, regain many abilities. Many have been asleep for the last 75 million years.

A body thetan responds to any process any thetan responds to.

Some body thetans are suppressive. A suppressive is Out of Valence in R6. He is IN valence in Inc I almost always.

One can't run a human being on these two incidents since human beings are composites and would not be able to run the lot. Aside from that non-clears are away below an awareness required to even find these incidents.

Huge amounts of charge have already been removed from the case and the body thetans by Clearing and OT 1 and OT 2 to say nothing of engrams and lower grades.

Awareness is proportional to the charge removed from the case.

All though a human being is a composite being there is only one I (that is you) who runs things.

Body thetans just hold one back.

You will continue to be you. You, inside, can of course separate out body thetans and so solo auditing is the answer.

How good do you have to be to run body thetans off ? Well, if you didn't skimp your grades, clearing and OT 2 particularly, you should be able to command body thetans easily.

L. RON HUBBARD
FOUNDER

LRH: lw
Copyright (c) 1968
by L.Ron Hubbard
ALL RIGHTS RESERVED

2nd Note

28 Oct '68

Incident 2

This incident is over 36 days long. Capture on other planets was weeks or months before the incident. Those on Teegesach (Earth) were just blown up except for loyal officers who were (shortly before the explosion on Earth) rounded up.

Do NOT Scan Through the duration of 36 days. The Volcanic Explosion

2d Note

- 2 -

on Earth to the point where "the Pilot" says he's mocking. It up is only a few days.

Sequence of Inc 2
Gov O's for another planet

1. Capture (being shoot)

2. Freezing

3. Transport to

Teegeach (sometimes via a relay point).

4. Being placed near a volcano.

5. Hydrogen bomb explosion in or in the volcano.

6. Beginning to plant up to "the pilot."

2nd Notes

- 3 -

7. Various picture sequences.

8. The Ts and c.c. & OT II materials.

9. 36 days of picture implants which give a vast array of materials and 3 explanations for the bombing.

10. Transport to Hawaii or Las Palmas for packaging up into clusters.

The pictures contain God, the Devil, Angels

Ind Note

-4-

Space Opera, Theatres,
helicopters, a
constant spinning,
a spinning dancer,
trains and various
scenes very like
modern England.
You name it, it's in
this implant we
call it entirely
"R6".

If we was a Local
Officer on Tee geach
the sequence was

- ① Capture
- ② * 5 above on.

Ind Note


- 5 -

If one was a citizen
of Tegeerach there
was only

* 5 on .

The material
given at the various
"volcanoes" was
longer or shorter but
dove-tailed into the
same sequence of
pictures. We have the
whole text and it is needed.

People who feel
dizzy have gotten
into the spinning part.



1st Note


Inc 1

28 Oct 68

Incident 1 occurred
about 4 Quadrillion
years ago + or -.

It is very much earlier
than Inc 2 which occurred
only 75,000,000 years
ago (a bit less)!

Incident 2 is only
peculiar and general
on this plane and
nearby stars, whereas
Incident 1 is to be
found on all the planes.



HUBBARD COMMUNICATIONS OFFICE
Saint Hill Manor, East Grinstead, Sussex

HCO BULLETIN OF 5 FEBRUARY 1970R
REVISED 16 AUGUST 1983

AOs
Class VIIIs
Solo OT III
Course
Solo C/Ses

(Revised to delete references to running R3R on
an OT, per HCOB 12 Sep 78, DIANETICS
FORBIDDEN ON CLEARS AND OTS.)

(Revisions in Script)

SECRET

THE BASIC ON BTs

I've isolated a way a thetan comes to be stuck to another thetan. This gives the basis of clusters and having BTs.

The cycle is this : A thetan collides with another. That one makes a picture of being collided with. Other BTs get stuck to the picture.

The moment of actual contact of thetans was brief but the picture (containing a stop or withdraw) tends to be permanent.

Thetans then get the idea they can be permanently stuck as they see pictures of it happening.

Thus we get the concept of a "black theta body". This would be actual BTs stuck to a thetan plus pictures of BTs stuck to a thetan.

An answer to all this is to find the first picture a thetan made of contacting another thetan.

If not at once available the earliest instance of a thetan contacting (colliding, running into, attacking) another thetan could be achieved by Date/Locating times when one was being suddenly hit with clusters, or strange pains. (Ref: HCOB 15 Nov 78, DATING AND LOCATING.)

The idea is to find and blow the first picture one made of another thetan.

This opens another way to "blow off" BTs — Date /Locate on a BT the first picture the BT ever made of another thetan.

LRH: kjm
Copyright © 1970, 1983
by L. Ron Hubbard
ALL RIGHTS RESERVED

L. RON HUBBARD

HUBBARD COMMUNICATIONS OFFICE
Saint Hill Manor, East Grinstead, Sussex

HCO BULLETIN OF 14 SEPTEMBER 1978

AOs - OT III
Only
Solo C/S Courses
Adv. Crse Review
Auditors Crse
OT III Course

C O N F I D E N T I A L

DIANETICS FORBIDDEN ON CLEARS AND OTS

New Era Dianetics or any Dianetics is NOT to be run on Clears or above or on Dianetic Clears.

This applies even when they say they can see some pictures.

Anyone who has purchased NED auditing who is Clear or above must be routed to an AO or Flag to receive the special NED Rundown for OTs. They are NOT to be run on regular New Era Dianetics.

Any one who is Clear but not OT III is to get through OT III immediately so he can receive this special Rundown. He had better be pushed through to OT III fast because he is at risk.

Tho EP of this Rundown is: CAUSE OVER LIFE.

No Dianetics means no Dianetic Assists, no Secondary running, no Engram running, no Narrative nunning.

The reason you don't run Clears and above on any form of Dianetics is because they have erased the bank and have no pictures.

If you try to run NED or any Dianetics on a Clear or above (or a Dianetic Clear) you are simply running BT's picture. If you ask a pre-OT to run a Dianetic chain he will give you a BTs incident and that's whose chain will be run. The pre-OT ends up stirring up BTs and clusters and misowning their chains, as they are not the pre-OTs chains.

If there are any Clears or OTs who are R/Sing they are not R/Sers. It's an entirely different handling. It's OTIII. There's a BT who is R/Sing and the handling of this is included in the New Era Dianetic Rundown for OTs.

(Note: If a pre-OT staff member is R/Sing and dramatizing the R/Ses and has therefore been put on an RPF, he is required to receive full handling per the special NED Rundown for OTs before graduating that RPF.)

Full data on these subjects is included in issues on the special NED Rundown for OTs.

LRH: nc
Copyright © 1978
by L. Ron Hubbard
ALL RIGHTS RESERVED

L. RON HUBBARD

HUBBARD COMMUNICATIONS OFFICE
Saint Hill Manor, East Grinstead, Sussex

HCO BULLETIN OF 7 NOVEMBER 1978
REVISED 10 DECEMBER 1978

AOs - OT III

Only

Solo C/S Courses

CONFIDENTIAL

Adv. Crs Review

Auditors Course

Urgent Important

OT III Course

DIANETICS DELETED FROM OT III MATERIALS

(Ref: HCOB 14 Sept 1978, DIANETICS FORBIDDEN ON CLEARS AND OTs.)

PER HCOB 14 Sep 78 Clear Dianetic Clears and OTs are not to be run on any form of Dianetics.

No Dianetics means no Dianetic Assists, No R3R or R3RA, no secondary running, no engram running, no narrative running.

Thus, where Dianetics or R3R action is referred to in the existing OTIII materials, this handling step is CANCELLED.

One does run BTs through incident Is and IIs, per the materials, one can also Date and Locate.

The instruction to run ones own incident 2 and Incident I is cancelled, as one cannot run engrams on a clear or above.

Should a Pre-OT on OT III run into difficulty he cannot sort out who is given a Review session by an AO Review Auditor .

L. RON HUBBARD

LRH: nc

Copyright © 1978

by L. Ron Hubbard

ALL RIGHTS RESERVED

Instructions (Revised 12 Aug 1969)

Locate by meter read on an area of pressure, a body that on or group (cluster).

Run Incident 2.

If the BT does not blow off or the group break up and blow, then Run Incident 1 on individual BTs. Each will blow off with a FIN.

When you can find no more on which to run Inc. 1, Once more locate a pressure area on by meter read on looking over body, Run ANOTHER Inc. 2. Then Inc 1 on any.

Inc 2 made clusters of BTs. Severe impacts AND EXPERIENCES also make clusters. (see the data called "Milazzo" in this Pack.) Those who do not leave on running the impact or its chain will leave when Inc 1 is run on them.

Inc 2 sometimes forms gigantic clusters. In such there is a header, an Alternate Leader and several (8 to 18) more. These were all implanted in different volcanic areas with fractions of the main 36 day implant and then "packaged" in Las Palmas on Hawaii. Thus if you run Inc 2 as far as "The Pilot" it blows up or loosens up and those who don't go away can be run on Inc 1s.

Do not speak your commands. Just "Intend" them. A BT controls easily.

BTs can be ARE broken by rough or careless auditing. You can also run an Inc 2 on a BT and he doesn't blow but you accidentally run an

Inc 2 on another one and leave the first still there. The remedy is to run Inc 1s on anything you find.

A very SP BT can be run on Grades and Power and should then respond to Inc 2 and Inc 1.

After a BT leaves some other BT may copy him or the incident just run.

If you have found a cluster (pressure area) that does not respond or disintegrate to Inc 2 running, get Dianetic auditing, listing "What impact on incident would make a cluster?" AND R3R on the items found. Then do more Inc 1s to clean up strays with Solo. This is a

Instructions (cont) 5c
a refined "Milazzo".

There are hundreds
of BTs you will find.

If you find none, get
audited on Dianetics in
general and as above
(Impact hist), and if you
still find none, get a
Review GF#40 and handle
all items, then go back to
solo.

If you find only one or
Two, get The Dianetic Impact
hist. done.

All "none on OT III" cases
were later found loaded.

Do Inc 2 and Inc 1s on
what you can find to begin
with. You will do fine.

Good Hunting.



Section III OF
Additional Sheet

Notes on Running

Certain "buttons" have to be gotten in when running a O" through incidents.

The Effort to Stop the motion hangs up the action and gives a stuck picture. One gets the Effort to Stop off and the scene races through.

The Effort to Withdraw is important also and hangs up the action and creates a vacuum.

RUSH, PROTEST, NOT I'S, SUPPRESS are also present.


These were actions - thoughts - the O" had during the incident and are picked up only when the incident doesn't run well.

- 2 SECT III OT
2d Sheet - Notes ON RUNNING

Sometimes 2 "buttons"
such as Stop and Withdraw
are in combination.

O's in the body may
obsessively copy the pictures
of other O's. Therefore you
can find it seems that the
O who just left is still
there because there is a
picture left. Spot the fact
that someone else copied
it and it usually goes.

If you do an S & D on a
body O be sure you give the
right item to the right O.



HUBBARD COMMUNICATIONS OFFICE
Saint Hill Manor, East Grinstead, Sussex

HCO BULLETIN OF 4 MAY 1968

Remimeo

DIANETIC COURSES

STUCK PICTURES

A picture is stuck because of -

- (a) An effort to withdraw from it or something in it.
- (b) An effort to stop or stop something in it.
- (c) A stop-withdraw combination.
- (d) An effort to suppress the picture or something in it.
- (e) An effort to invalidate the picture or something in it.
- (f) A protest against the picture or its content.
- (g) An effort to hold on to the picture.
- (h) An ARC Break about the picture.
- (i) A Present Time Problem about the picture.
- (J) An overt picture of which the stuck one is the motivator.
- (k) Too late on the chain of similar pictures.

Long before one gets to (k) it should have blown.

One should have had good luck running engrams himself before being very expert on others.

The above also applies to secondaries.

Engrams which go solid when you try to run them are too late on the chain, really.

If you run too far back you get a preclear into masses he can't easily handle.

A pc should never be forced into or through engrams. If he has a struggle he should be running locks.

Reality on engrams increases in ratio to the charge taken off the case.

In handling the above (a) to (k) you use (a) to run through until the needle doesn't react, then (b) through. Then (c) through. And so on. One at a time.

Although I say stuck picture, you can use the above on any engram, particularly if one "hangs up" in some portion.

Good running.

L. RON HUBBARD
FOUNDER

LRH:jc:pw:rd
Copyright © 1968
by L. Ron Hubbard
ALL RIGHTS RESERVED

HUBBARD COMMUNICATIONS OFFICE
Saint Hill Manor, East Grinstead, Sussex

HCO BULLETIN OF 9 JULY, 1971

Class VIII
Adv Course C/S Hat
OT III Pack

CONFIDENTIAL

SECTION III RUNNING

(Replaces HCO 8 24 Sept 1968 of the same name)

Section III is not run with sitting the B/T in the chair, etc.

It is run telephthically marking falls, long falls, etc.

It is not run calling the B/T by his name or saying Go to the beginning of the incident, etc., or out loud.

Some students try to run engrams like Clearing Course materials or make other errors.

When OTIII is run, the contents of the incidents are given on the platens are run on B/Ts. R3R steps are not run. The B/T is "intended" to the Date and through the incidents as given.

OT III Expanded would now be an OT III after OT VII.

L. RON HUBBARD
FOUNDER

LRH: dz
Copyright © 1971
by L. Ron Hubbard
ALL RIGHTS RESERVED

3rd Note

28 Oct.

Turning Incident 2

Anything a pre OT
gets into on the 2
is destimulated by

(a) Turning "Capture
to Pilot" or
"Explosion to Pilot".

(b) Then running the
one Is of the beings
who had the 2 in
restimulation.

Also, a Class VIII
in Review can find and
run the over sequence

2nd Note

- 2 -

I engraves that
makes the motivat
(me 2 & me 1 are
motivators) key - is
so hard.

Either of these
actions (a) & (b) or
finding the over
sequence / implant
some one) will stop
any serious "spin"
a pre OT gets into
in doing incidents
1 to 2 in OT III.



HUBBARD COMMUNICATIONS OFFICE
Saint Hill Manor, East Grinstead, Sussex

HCO BULLETIN OF 20 MAY 1968
CORRECTED & REISSUED 5 MARCH 1974
(Only change is in this type style)

Remimeo

OVERT-MOTIVATOR SEQUENCE

DIANETICS COURSES

LEVEL TWO

SOLO AUDIT

OT SECTIONS

There was an important discovery made in 1952 on the subject of engrams which did not get included in "Book One", Dianetics. The Modern Science of Mental Health.

This was the "Overt-Motivator sequence of ENGRAMS".

AN OVERT, in Dianetics and Scientology, is an aggressive or destructive ACT by the individual against one or another of the 8 dynamics (self, family, group, Mankind, animals or plants, MEST, Life or the Infinite).

A MOTIVATOR is an aggressive or destructive act received by the person or one of the dynamics.

The viewpoint from which the act is viewed resolves whether the act is an overt or a motivator.

The reason it is called a "Motivator" is because it tends to prompt that one pays it back—it "motivates" a new overt.

When one has done something bad to someone or something one tends to believe it must have been "motivated".

When one has received something bad, he also may tend to feel he must have done something to deserve it.

The above points are true. The actions and reactions of people on the subject are often very falsified.

People go about believing they were in an auto accident when in actual fact they caused one.

Also people may believe they caused an accident when they were only in one.

Some people, on hearing of a death, at once believe they must have killed the person even though they were far away.

Police in large cities have people turn up and confess to almost every murder as a routine.

One doesn't have to be crazy to be subject to the Overt-Motivator sequence. It is not only used on him continually by others, it also is a basic part of his OWN "case".

There are two extreme stages of Overt-Motivator phenomena. One is a person who gives up only motivators (always done to him) and the other is the person who "has done only overt" (done to others).

In running engrams you will find:

1. All overt engrams that hang up (won't audit easily) have also a motivator engram as the same or different incident.
2. All motivator engrams that hang up have an overt engram in the same or different incident.

The two types of engrams then are OVERT Engrams and MOTIVATOR Engrams.

Example of Overt Engram- SHOOTING A DOG.

Example of Motivator Engram—BEING BITTEN BY A DOG.

The rule is that the SUBJECT MATTER MUST BE SIMILAR.

They can be in different points in time.

When you can't run out (erase) a dog bite engram, why then you find the "shoot dog" engram.

PSYCHOSOMATIC ILLS OR ABERRATIONS THAT DO NOT RESOLVE BY RUNNING ONE SIDE, USUALLY RESOLVE BY FINDING AND RUNNING THE OTHER.

When you can't erase an engram about shooting a dog, why then there's a bitten by dog.

It's all very simple really. There are always two sides to the coin. If one won't run, you try the other.

BASICS

Finding the basic engram on a chain also applies to finding the basic overt or basic motivator engram.

Engrams then hang up (won't run out) when

- (a) The other type needs to be run and
- (b) The one found has earlier engrams on it.

NON-EXTANT ENGRAMS

An “engram” sometimes didn’t exist. A pc can be trying to run being run over by a car when he never was.

What needs to be done, when the incident won’t run, is get the pc’s incident of running over somebody.

It also works in reverse. A pc can be trying to recall an engram of running over somebody when he was in fact only run over himself and never did run over anyone.

So BOTH engrams can exist and be run or only one side exists and can be run or with a heavy foul-up on overts and motivators, one side can be non-factual and won’t run because only the other side exists.

It is easy to visualize this as a matter of flows. An overt of course is an Outflow and a motivator is an Inflow.

SECONDARIES

It may never have been said that secondaries always sit squarely on incidents of actual pain and unconsciousness.

Also secondaries can exist on the overt-motivator sequence pattern just as in engrams.

This is the cause of frozen emotions or “unemotional” people. Also some people complain they can’t feel anymore.

This works out by overt-motivator sequence. A person in grief over loss (grief is always loss) who then can’t run it has caused grief and that overt-secondary can be run.

Also a person misemotional over causing grief has been caused grief. It works both ways with ALL POINTS ON THE TONE SCALE.

The last is a newer discovery and wasn’t known to early Dianeticists.

The Overt-Motivator Engram phenomena did not receive adequate dissemination. The principle applied to secondaries has not before been released.

It is basically Dianetic Engram running that resolves all cases in the end so one had better be pretty good at auditing Engrams and Secondaries, Motivator and Overt both.

L. RON HUBBARD
Founder

LRH: jp:nt:cden:jh
Copyright © 1968, 1974
by L. Ron Hubbard
ALL RIGHTS RESERVED

HUBBARD COMMUNICATIONS OFFICE
Saint Hill Manor, East Grinstead, Sussex

HCO BULLETIN OF 4 MAY 1968

AO Only
III Packets

Confidential

CROSS AUDITING

When one runs Incident I out of one thetan and then Incident 2 out of another (thinking it was the first one) one can get a partially run body thetan who won't blow but who may start to go on through the whole of R6 automatically (since the basic basic Incident I is not run yet Incident 2 is.) One can get quite ill doing this as the illness in R6 can turn on.

One can also "feel no wish to audit". All "no desire to audit" is some large blunder on a case.

The way you can run Inc I out of one thetan and Inc II out of another is rather easy. One fails to notice the first one blew on having Inc I run and runs Inc 2 on another.

LRH: lw
Copyright (c) 1968
by L. Ron Hubbard
ALL RIGHTS RESERVED

L. RON HUBBARD
Founder

HUBBARD COMMUNICATIONS OFFICE
Saint Hill Manor, East Grinstead, Sussex

HCO BULLETIN OF 2 OCTOBER 1968

OT III
CLASS VIII

OT III

As a matter of data, the only trouble really in a III OT run is running an Inc I on one thetan and an incident II on another, thinking it was the first one. A preOT can free wheel into R6 if you run only an INC 2. You can stop the free wheel at once by running Inc I off the same thetan you ran the Inc 2 on that started a free wheel.

Free wheel means that the pc goes on automatic continuous run. Inc 2 is R6 75 million years ago. Inc I is about 4 quadrillion years ago. Both, all thetans on this planet and 21 nearby stars have in common. All thetans in the Universe have Inc. 1. Only those in this Old Confederation have Inc 2 and R6. All CC and OTII materials are in R6 75 million years ago. These are followed by 36 days worth of motion pictures - god devil, space opera, trains, cars, helicopters, crashes, stage etc. This R6 is 75 million years ago and this planet and confederation.

If the vokano bit is run as per III directions but the Inc I is not run on same thetan, R6 begins to run off on automatic, the being can't sleep for days, the body dies. That's the way it was designed.

LRH:nd:sp
Copyright (c) 1968
by L. Ron Hubbard
ALL RIGHTS RESERVED

L. RON HUBBARD
FOUNDER

HUBBARD COMMUNICATIONS OFFICE
Saint Hill Manor, East Grinstead, Sussex

HCO BULLETIN OF 4 MAY 1968

AO Only
III Packs

C O N F I D E N T I A L
Issue II

OVERRUN ON III

The only way you can get a read on “overrun on III” is to have accidentally run Inc I out and then later “run it out again” on the same thetan or make a similar blunder.

Example: One flattens Inc I by several passes on a body thetan. This body thetan for some reason, mostly because Inc II was then not run, does not fly off. Then, not noticing, one again finds the same thetan and once more seeks to run Incident I. One then gets, in answer to the question “overrun on III?” a lot of reads and other overrun phenomena.

The remedy is to find out who was overrun and get the charge off by that action.

One then runs Incident II on that thetan or in any event by getting off the charge of “overrun”, letting the thetan depart.

Just because one’s meter reads “overrun on III” is no reason to attest. Find out WHO was. It’s almost always a body thetan.

L. RON HUBBARD
FOUNDER

LRH: lw:de
Copyright (c) 1968
by L. Ron Hubbard
ALL RIGHTS RESERVED

HUBBARD COMMUNICATIONS OFFICE
Saint Hill Manor, East Grinstead, Sussex

HCO BULLETIN OF 4 MAY 1968

AO Only
III Packs

HCO BULLETIN OF 12 APRIL 1970

SECRET

RUNNING OT III

When running OT III the Solo Auditor handles Body Thetans as he would any other pc, for the general idea is to run them standardly and not to ARC Break them. He does not scan through anything in order to find body thetans.

When a Solo Auditor can find no more BTs, he can attest or run a pressure area down and handle as per his running instructions.

The pre OT could be exterior and the interiorization process can be run in Review to help him through.

Here are three reasons why a pre OT might have trouble whilst running BTs on Incident II:

1. It is the wrong area.
2. It is not the volcano of the BT being run.
3. It is not an Incident II but another incident of a different date.

Check 1 and 2 if you are having any difficulty in running Incident II and handle by locating the correct area or finding the volcano of the BT being run.

If it is not a II simply check for the date and if different, run it.

L. RON HUBBARD
FOUNDER

LRH: dz
Copyright (c) 1970
by L. Ron Hubbard
ALL RIGHTS RESERVED

HUBBARD COMMUNICATIONS OFFICE
Saint Hill Manor, East Grinstead, Sussex

HCO BULLETIN OF 13 OCTOBER 1969

OT III
CLASS VIII

ISSUE II

Secret

OT III ERRORS

Among OT III errors are:

A BT run on Inc I fails to blow.

There are three reasons:

- (a) Auditor is trying to run a cluster with an Incident 1. The right thing to do is date and get the character of the incident that made it a cluster and then run Inc Is on those left when it breaks up. Or get Dn auditing.
- (b) There is an earlier Incident I on the same BT. Find it and run it. The BT has a chain of them all by himself.
- (c) Another BT is copying the Inc I just run so it looks like it didn't blow. Failure to ever run Inc II can also cause a bog.

Routine Dianetic Auditing by a Dianetic HDC who is also on or above OT III using triple flows and LDN OT III also handles bogged OTIII Pre OTs.

L. RON HUBBARD
FOUNDER

LRH
Copyright (c) 1969
by L. Ron Hubbard
ALL RIGHTS RESERVED

HUBBARD COMMUNICATIONS OFFICE
Saint Hill Manor, East Grinstead, Sussex

HCOB OF 10 DECEMBER 1978

AOs only
OTIII Pack

CONFIDENTIAL

ADDITION TO OTIII PACK

The following is added to the OTIII pack as Pre OTs on Solo OTIII need this data.

EARLIER INCIDENT I

The most common difficulty you get into with a BT that doesn't blow is there was an earlier Incident 1, some have several earlier Incident I's. The question "An earlier Incident I?" will read if there is. When you get down to the first incident I you are liable to jump from one BT to another, if you keep asking for an earlier.

EARLIER UNIVERSE

There were several universes earlier than this one. If "earlier incident I?" doesn't work, then its "earlier universe?" - the BT recognizes there was an earlier universe - the BT will spot this and blow. It is unnecessary to run the incident that occurred in the earlier universe, because it will blow without it.

(caution: There is an implant which miscounts the number of earlier universes, making it seem there were far more than there were).

L. RON HUBBARD
FOUNDER

LRH: dm: kjm
Copyright (c) 1978
by L. Ron Hubbard
ALL RIGHTS RESERVED

HUBBARD COMMUNICATIONS OFFICE
Saint Hill Manor, East Grinstead, Sussex

HCO BULLETIN OF 25 OCTOBER 1969RA
REVISED 20 SEPTEMBER 1978
REVISED 16 AUGUST 1983

AOs
Solo OT III
Course
Solo C/Ses
OT III Review
Auditors

(This HCOB has been re-revised to eliminate all references to R3R or the use of Dianetics, per HCOB 12 Sep 78, DIANETICS FORBIDDEN ON CLEARS AND OTS, and to further clarify the procedure for handling cumulative clusters.)

(Revisions not in italics.)

SECRET

CLUSTER FORMATION

C U M U L A T I V E

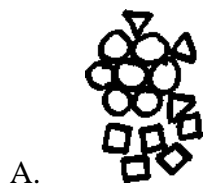
(Reference: HCOB 15 Nov 78 DATING AND LOCATING.)

In doing “a cluster ” one is likely to find it is made up of other earlier clusters. This is called a “cumulative cluster ”.

A CLUSTER is a group of body thetans crushed or held together by some mutual bad experience.

A CUMULATIVE CLUSTER is a group of two or more clusters crushed or held together by some mutual bad experience.

A cumulative cluster looks like this: (the shapes are for illustration only)



3 clusters impacted together
(driven or wedged tightly together)
by: 1898 - Impact Horse Accident.



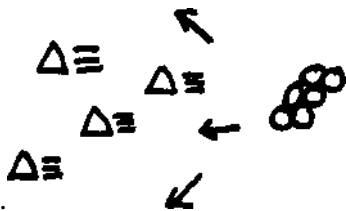
B.

The type of mutual incident is first established (in this case, an impact) . When the 1898 incident is then Date/Located, one cluster (the square part) blows.
(On the meter you get a LF or BD and F/N when the incident is dated to blow, and a LF or BD and F/N when located to blow.)



C.

The remainder consists of 2 clusters, held together by an earlier cluster making incident.



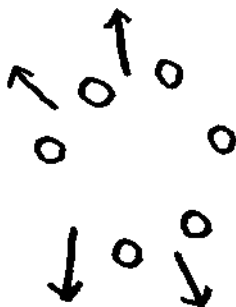
D.

Type of earlier mutual incident is established, by meter read, as Electric shock. When the incident is Date/Located (93 million years ago on Planet X - or more exact location) another cluster blows.



E.

One cluster, the earliest portion of the cumulative cluster, now remains.




F.

The type of mutual incident is established as an implant. This is Date/Located (72 Trillion years ago, in area Y of Planet Z) and the final cluster blows.

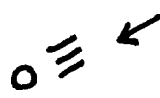
Note: In Date/Locating you get an F/N on Dating (blow) and an F/N on Locating (blow). Each F/Ns.

HANDLING ANY SINGLE BTs
REMAINING FROM A CLUSTER

AA.  Single BTs remaining from a cumulative cluster.

BB.  You must check by meter read for any BT remaining from a cluster. If there is one, locate the BT and handle him to blow with Inc II and Inc I. The needle will F/N as he blows off.

IMPORTANT NOTE: If one of the incidents you ran on the cumulative cluster happened to be an Inc II, you would now run Inc I on any remaining BTs to avoid overrunning Inc II.

CC.  Check to see if another BT remains from the cluster and if so handle the BT to blow per step BB above.

When any remaining BTs have been handled to blow, you can check for and handle copies, as needed.

Clusters or cumulative clusters are handled by finding the type of incident which made the cluster (the correct type will read on the meter); then meter dating to blow and locating to blow.

Clusters can occur at Inc II and Inc I, so either could be on a cumulative chain.

They can also occur at 1 to 1 1/2 Quadrillion which is the date (this can be dated exactly) of the Clearing Course materials. (Ref: HCOB 14 August 1983, C.C IMPLANT.)

Clusters can occur at random dates for different reasons.

The correct procedure for Date/Locating a cluster or cumulative cluster is :

- (a) Find by meter read the type of incident that made it into a cluster.
- (b) Date the point when it became a cluster to blow.
(Ref: HCOB 15 Nov 78, DATING AND LOCATING.)
- (c) Locate the place where it became a cluster to blow.
(Ref: HCOB 15 Nov 78, DATING AND LOCATING.)
- (d) Handle any remaining single BTs to blow.
- (e) Handle copies.

A cumulative cluster is handled by Date/Locating the latest mutual incident first, then the next earlier mutual incident, and so on down to the basic (earliest) mutual incident for that cluster. (Blows will occur as you go down the cumulative cluster chain, as shown in the diagrams.) Then handle any remaining single BTs. Handle copies.

Clusters and cumulative clusters are not difficult to handle provided you follow the method and steps for handling given above.

With spot on metering and the tech of Date/Locating correctly applied you will have no problem with it.

Good luck !

L. RON HUBBARD
FOUNDER

LRH: rs: kjm: sk
Copyright © 1969, 1978, 1983
by L. Ron Hubbard
ALL RIGHTS RESERVED

HUBBARD COMMUNICATIONS OFFICE
Saint Hill Manor, East Grinstead, Sussex

HCO BULLETIN OF 26 AUGUST AD 19R
REVISED 16 AUGUST 1983

AOs
Class VIII
Course
Class VIII C/Ss
Solo C/Ss
Solo OT III
Course

(This issue has been revised to delete references to the use of Dianetics on OT III, per HCOB 12 Sep 78, DIANETICS FORBIDDEN ON CLEARS AND OTS, and to include on the list of OT III errors Item No. 11 regarding overrun which was formerly given in a bulletin additional to this one, HCOB 26 Aug 69, Issue II, "Add OT III C/S".)

(Revisions not in script)

SECRET

OT III CASE SUPERVISION

I have lately been Case Supervising a number of temporarily "failed" OT III cases and have them all running well on Solo now.

The errors made are more or less as follows:

1. The Solo auditor cannot audit - has not absorbed his training or at least isn't putting it into practice. He/she cannot put ruds in or do other elementary auditing actions. The remedy is to get the Solo auditor better trained. This may be a matter of cramming or it may be a matter of the Pre OT retreading his Solo course. If the person then still has trouble on this level, he would need a thorough retread of his Solo auditor course Part Two. The best idea by far is to be at least a Class VI auditor. Those who make fastest progress on III are Class VIIIs, of course.

2. The case has not been well prepared due to earlier quickied or incomplete Grades or Rundowns. The case is so overcharged that the Solo auditor cannot "front up" to auditing at OT III. Out of this you get the pathetic case that declares "none on OT III" and tries to attest. Or the one who runs five or six, says "that's all" and tries to attest. There have been cases that took one look at OT III materials, "rabbit"(which is to say run away) and "attest" hurriedly. The remedy for all these is to (a) get ruds well in and use the correction lists appropriate to the Solo level they have done, including an LDN, (b) get the person more training as in 1 above, and (c) get the person through the level standardly, using Review as needed, to an OT III attest.

These two actions take care of the majority of "difficult" cases on OT III.

These two points have been pretty prevalent, poor auditing and finding none or few on OT III. So much so that I have found few true completion's on OT III and an awful lot of "OT VIs" who were really only "OT II". All such should be brought in and remedied as per 1 and 2 above. It is a poor thing to have them stumbling around with a false Grade. OT III is NOT a fast Grade.

FURTHER III REMEDIES

The common garden varieties used by a Case Supervisor in day to day OT III session C/Sing - or the troubles an OT II Solo auditor runs into on OT III now and then in sessions follows:

3. High TA. This comes from not completing the Incidents II and I on Body Thetans (BTs).

4. The Solo auditor puts too WIDE an attention span on the BT and runs two or three when he is intending to run only one.

5. A cluster just won't break up. The remedy is to check for "Cumulative cluster" or "Mutual incident of another Date". With a mutual incident of another date, the type of incident would first be established and the incident then Date/Located per HCOB 15 Nov 78, DATING AND LOCATING. A cumulative cluster would be handled per HCOB 25 Oct 69RA, Rev. 16 Aug 83, SECRET, CLUSTER FORMATION CUMULATIVE, until the cluster was completely blown. When these actions are done in Review and completed, the Solo auditor is sent back to Solo to continue with OT III.

There is another action which may be done in Review when a cluster won't break up. The Review lists for impacts or incidents that would cause a cluster and handles the item obtained from the list with Date/Locate. When the Review action is complete, the Pre OT goes back to Solo auditing OT III.

6. Ruds go out on BTs. This is the usual reason a Solo auditor suddenly feels he doesn't want to audit or "needs" a Review. The Solo auditor doesn't realize, sometimes, he is dealing with living individuals and roughs them up, putting the ruds out on them. The remedy of course is to locate BTs who have out ruds, put the ruds in and run Incident I, at which the BT should leave.

7. A "theta bopping" meter sometimes puzzles a Solo auditor on OT III. This means a BT is trying to exteriorize and can't. The remedy is to complete the partially run Incident II or Incident I or in extreme cases, put the ruds in on the hung up BT.

8. One hand electrode giving a wrong TA read, baffling the Solo auditor with Floating needles with a "High TA". The remedy is to have two hand electrodes handy and trim the trim knob so the 1 hand electrode reads the same as the two hand electrodes to check the real TA on occasion.

9. A suppressive body thetan sometimes isn't auditable. The remedy is to run Grade IV, then Inc. II and Inc. I. If this doesn't do it, get power run on the SP BT. The greatest error is to get upset with one of these, put the ruds out, and make him submerge. In this case, the suppress button is put in or he is prepchecked and then run on Grade IV, Power, Inc. II and Inc. I. These SP BTs are far less common than is supposed. Solo auditors

with faults as in paragraphs 1 and 2 above, or who miss other matters blame every fault on SP BTs. They do however exist.

10. By far and large the corniest error and which has been very prevalent is not knowing the materials of OT III or the content of Inc II or Inc I. This can get pretty bad. I've seen people running Inc II with the date of I! But the funniest error under not knowing the materials is reading wild adventures alleged to be Inc II and Inc I.

Inc I and Inc II are very precise indeed. The remedy is to send the Solo auditor back to starrate his OT III pack.

11. A BT can be overrun. This fact sometimes causes a Solo auditor to believe OT III is overrun. If he asks "Is OT III overrun?" he may get a read and a blowdown. This is actually just one BT or cluster that is overrun. The way such an overrun can occur is covered in HCOB 4 May 68R, Rev. 16 Aug 83, Issue II, OVERRUN ON III.

The remedy is finding out who was overrun, discovering and indicating the point of overrun and getting the charge off in that way. The BT or cluster may then just depart. If not, one then runs Inc I on the BT (or handles the cluster) to a blow. Then one carries on with OT III.

Running with a discharged meter, with cans not plugged in or with no meter at all - in short any of the errors you find in auditing can also occur in Solo auditing.

However, the faults or troubles 1 to 11 above cover any and all the errors I have found specifically applying to OT III.

This Grade, OT III, is a long and very valuable Grade. IT determines whether or not the Solo auditor will eventually be a real OT.

But the carelessness and casualness with which some Solo auditors often approach OT III and a Solo auditors willingness to run one BT and say "well the rest don't bother me", is simply an indication of weakness or Treason on the 1st Dynamic.

There is no status value to having "none on III" or in only finding a few or who "blew them all in Dianetics". These indicate a Solo auditor who is weak and cannot affect others and who needs the handlings in 1 and 2 above.

OT III is a vital Grade. One fronts up to it and does it. When he is really done, the rewards of OT III exceed his wildest dreams.

L. RON HUBBARD
FOUNDER

HUBBARD COMMUNICATIONS OFFICE
Saint Hill Manor, East Grinstead, Sussex

HCO BULLETIN OF 14 SEPTEMBER 1971

OT III Packs
Class VIII's
Adv. Case C/S

S E C R E T

SOLO C/S SERIES No. 7

RUDS GOING OUT ON BTS

As per HCOB 26 August 1969 "OTIII Case Supervision", ruds go out on BTS. In this respect the following scale based on HCOB 23 August 1971 C/S Series No. 1 "Auditors Rights" is of use to the Solo Auditor:

When the ruds go out on BTs during the session the Solo auditor recognizes the following:

BT critical = W/H from auditor.
BT antagonistic = BPC in session.
No TA = Problem.
BT sad = ARC Break
Soaring TA = Overrun or protest; (also more than one
BT being run in error or it's a Cluster.)
Auditor tired = No sleep or incomplete Inc 1's.
Auditor dope off = By-passed FN or not enough sleep
Auditor no interest = Out ruds on BTs.

A solo auditor who isn't sure what it is but runs into trouble with a BT is smart to end off the session quickly, write down the full observation and get it to the C/S.

The Solo auditor who knows what he is looking at as per the above scale (and the C/S the C/S would give), handles it promptly,

BT critical = pull the W/H.
BT antagonistic = BPC = assess proper list (such as L1C) and handle.
No TA = (or case gain) = Problem = locate the problem and handle.
BT sad = ARC Break = locate and handle, itsa earlier itsa.
Soaring TA = O/R or Protest (Also more than one BT being run in error
or it's a Cluster) = find which and handle. (Running more
than the one intended comes from too WIDE an intention.)
Auditor tired = no sleep or incomplete Inc 1's = check which it is and handle .
Auditor dope off = lack of sleep or BP FN = check on sleep or rehab FN.
Auditor no interest = out ruds on BTs = put in ruds.

Flag A/Advance Course
Supervisor
for
Training and Services Aide
for
L. RON HUBBARD
FOUNDER

LRH: BW: LR: mo
Copyright (c) 1971
By L. Ron Hubbard
ALL RIGHTS RESERVED

HUBBARD COMMUNICATIONS OFFICE
Saint Hill Manor, East Grinstead, Sussex

HCO BULLETIN OF 18 SEPTEMBER 1969

OT III Pack
Class VIII

CONFIDENTIAL

DIANETIC AUDITING AND OT III

After a person has been on OT III for awhile and he is audited by a Dianetic Auditor (who must be a Grade OT II working on OT III or an OT III himself, unless you want to wreck your Dianetic Auditors and break security), certain phenomena develop:

It will be found that emotions and somatics etc., will assess as ever without difference on a Health Form. There is no change in this.

However, in running, the chain may be found to consist of incidents which are connected with OT III Solo auditing as well as events.

Thetans which were not run due to interruptions of Solo III, due to errors by the Solo auditor and incidents in which the pc received BTs as well as impacts making clusters may be encountered.

Such auditing can be apparently full of ARC Breaks but only if the Dianetic auditor departs from the Auditors Code or regular procedure.

The auditing situation may seem to demand changed commands etc., but the only fallability can occur if the auditor goes non-standard.

For Example:

The pc cognites he is not running his own incident but a body thetan. This requires only TR 4 as it is only an origin. Acknowledging the fact, the auditor simply goes on. Evaluation by the Auditor can easily and dangerously occur.

For example, the pc finds he is relaying the auditing commands to the BT. This would seem to indicate that the auditor changed the wording of R3R to "Have him move _____" or some such alteration. To alter commands is fatal. Soon the pc will find the Bt is taking the auditing commands directly and no change of command was needed.

The pc relaying BT comments back to the auditor is only a TR 4 situation unless, of course, the command was wrong or a clarification is requested. Even then the auditor does not go non-standard. The primary Dianetic Auditor error in running one BT on Inc 1 after another is to use ABCD instead of 1, 2, 3, 4. The last BT blew. The new BT hasn't got a date to move to if you just use ABCD. You do 1,2,3,4 on the next BT. You should realize he is a different pc.

Running a chain of one emotion or somatic you can get lots of BTs who have a part of that chain. So if one goes down the chain to Inc 1 and blows with an F/N, you may find

the same somatic or emotion on a new BT which will run as in any R3R and again get down to an Inc 1.

Example: The Solo auditor has not audited for 6 months. He gets a Dianetic session. Assessed is “A feeling of sadness.” The Dianetic auditor runs a chain consisting of :-

1. An interrupted Solo session.
2. An overrun Inc 2.
3. An Inc 1 to blow and F/N.

Now the same item “A feeling of sadness” reads. A chain is run consisting of

1. An interrupted Solo session
2. Where the BT picked up the pc. Blow F/N.

Now the same item reads - “feeling of sadness “. A chain is run

1. An overrun on Inc 2 BT.
2. The cluster the BT was in. Blow F/N.

Once more “a feeling of sadness” reads. The chain is run

1. An ARC Brk from now getting audited.
2. Inc 2 overrun
3. Inc 1. Blow F/N.

The somatic is checked and the item does not read, only F/Ns.

So that’s all there is to that. Reassess or add to the Health form.

This does not apply to Dianetic preclears. It applies ONLY to Dianetic auditing done on Solo Auditors who are incomplete or overdue or hungup on OT III.

One word of warning. BTs are sometimes not very bright and perceive poorly. The Dianetic auditor whose TR 1 is adequate to a regular Dianetic pc but inadequate to auditing a solo auditor’s BTs on a via can cause a lot of ARC Brk, and upset. The BT misses or doesn’t hear some of the commands and gets confused if the Dianetic auditor has a too quiet or poorly pronounced TR 1.

In auditing a former Solo Auditor on Dianetic auditing, the Dianetic Auditor’s TR 1 must be clearly hearable and carefully said.

Also, as above, it is easy to mess up on TR 4 and evaluate for the solo-auditor-now-pc “clearing it up by telling him what reads on the meter” etc.

OT III pre OTs got a reputation of being hard to run on Dianetics early in Dianetic re-development.

Only five reasons exist for this:

1. A person that high on OT grades audits fast and a comm laggy Dianetic auditor can drive him up the wall.
2. Too quiet or too blurred TR 1.
3. A tendency to evaluate instead of using TR 4.
4. The numerousness of BT chains on the same item (The BTs being separated now) making several chains of the same item which if not all run separately leave the pc ARC Broken with the by-passed charge of unrun BTs.
5. The OT II who is still an OT III and has been on it awhile probably himself has no pictures and all the pictures he has are BT pictures.

The lower grade pc (before clear) reacts as a composite being all on one chain, so to speak. He is separated into himself and individual BTs and clusters of them when he gets to OT II and so “audits differently”. He easily misowns the pictures, thinking they are his. And the big Blowdowns you get on such a pc’s item indicates several BTs have it in common.

If a lower grade pc ever got separated out like this, it could be that “he” has several chains of the same item, meaning he has separated BTs. If the Class VIII sees a lower grade pc whose “illness won’t recover” he need only have the same items checked that have already been run on the pc and if one gives a BD, get it run again or again and again. But this means this pc was already-chopped up in sessions in some way so that, unknown to the pc (and you don’t inform him or her) other BTs than that one run had the same somatic or emotion and only one was run on it. You just leave all items already run on the list and run them again if they read again. If really flat the item briefly F/Ns but you disregard the F/N while assessing in this case. The phenomenon is rare that a lower grade pc has to run more than one chain on the same item.

A Solo III, however, will be found to have the same Item on more than one BT in many cases.

L. RON HUBBARD
FOUNDER

LRH:rs
Copyright (c) 1969
by L. Ron Hubbard
ALL RIGHTS RESERVED

HUBBARD COMMUNICATIONS OFFICE
Saint Hill Manor, East Grinstead, Sussex

HCO BULLETIN OF 8 JUNE, 1970

Issue II

Class VIIIs

OT III

Class VIII Checksheet

S E C R E T

The reason for low TA is unflat OTIII phenomena .

If a person has had a low TA in lower grades (see HCOB 8 June, 70, Issue 1) the keynote is take it very easy as auditor and C/S. This applies also to any auditing given on upper OT Levels.

That a Pc's TA goes below 2.0 is a certain indicator of unflat OT III. He's still got some.

When a person cannot handle OT III he is too much at effect. He cannot project his intention. And so can't run O TIII.

The new OT I and OT II, particularly OT II, are designed to increase a pc's ability to project his intention to others. If he can't, they overwhelm him and you get low TA or "none on III". Harsh, overbearing auditing or life incidents have to occur, apparently to drive the TA down.

Overts, disagreements expressed as obsessive agreement and other lower level matters are at the bottom of this in any being.

But any "case of low TA" I have ever found has been:

- (1) Overwhelmed in life;
- (2) Unable to project intention;
- (3) Physically inactive;
- (4) Loaded with BTs;
- (5) Tends to go out of valence easily .

In all this (4) is the important point.

The cure is given in HCOB 8 June, 70, Issue 1, and the only thing that this HCO B, Issue II, adds is that it IS (4) above.

Endless OT III and Low TA are alike - inability to project intention, pc at effect.

Remedy by lightly causing pc to come to cause, to be able to project his intention and thus flatten OTIII.

That will complete and finish off low TA.

LRH: dz
Copyright (c) 1970
by L. Ron Hubbard
ALL RIGHTS RESERVED

L. RON HUBBARD
FOUNDER

include in all original III Packets. 20 Apr 68
IMPORTANT NOTE SECT III
III Completion

It does not matter whether or
not you run Inc 1 & 2 on
self.

THE END PHENOMENA OF
III IS GETTING RID OF
ALL BODY THETANS. This
does not necessarily include
self.

If you overrun III I will be
by trying to get rid of more
body O's than there were or
by then, ^{having gotten} ~~getting~~ rid of the
others, starting in on self.

So III is complete for
purposes of overrun as above.

If you have not done Inc 1
& 2 on self when above is
achieved, detect completion
and then do 1 & 2 on self. *A*

HUBBARD COMMUNICATION OFFICE
Saint Hill Manor, East Grinstead, Sussex

HCO BULLETIN OF 20 OCTOBER 1970

OT III
OT IV

CONFIDENTIAL

EP'S

No BTs left = OT III

Exterior = OT IV

L. RON HUBBARD
FOUNDER

LRH: rr
Copyright (c) 1970
by L. Ron Hubbard
ALL RIGHTS RESERVED

HUBBARD COMMUNICATIONS OFFICE
Saint Hill Manor, East Grinstead, Sussex

HCO BULLETIN OF 4 JULY 1979

Limited
Distribution
NED for OTs
Auditors
AO Review Auditors,
OT III
ACS Checksheet
Class XII

C O N F I D E N T I A L

HANDLING CORRECTION LISTS ON OTs

When you get a read on a correction list on a Pre-OT who is on OT III or above, you should find out from what area it is reading. i.e. find the position in relation to the body, of the BT or cluster on whom that correction list question read.

Otherwise, the reading correction list line gets assigned to all areas, when it only applied to one. This creates BPC as it gives the rest a wrong item or wrong indication, and it makes the reading question appear to be a generality, when in fact it only applied to one BT or cluster.

By finding the BT or cluster that the read applied to, the auditor then clears the read on that BT or cluster. And then takes any additional steps to get it to blow and blow it.

The above does not apply to cases below OT III and must never be mentioned to such a case.

There is a tendency of an auditor trained on general correction lists to simply clear the read without finding where it is coming from and as this omission can jam up a case who is on OT III or on NOTs, such auditors when doing NOTs or actions on Pre-OTs OT III or above must learn to handle correction lists in this way. It can mean the difference between failure and success.

L. RON HUBBARD
FOUNDER

LRH: DM: kjm
Copyright © 1979
by L. Ron Hubbard
ALL RIGHTS RESERVED

HUBBARD COMMUNICATIONS OFFICE
Saint Hill Manor, East Grinstead, Sussex

HCO BULLETIN OF 15 AUGUST 1983

AOs

OT Review

Auditors

C/Ses

CONFIDENTIAL

Solo OT III

Course and

above

FLYING RUDS ON SOLO OT III AND ABOVE

(Ref:HCOB 16 Aug 83

CONFIDENTIAL SOLO C/S Series
No. 7 RUDS GOING OUT ON BTS
RUDIMENTS, DEFINITIONS AND
PATTER)

HCOB 11 Aug 78

Flying rudiments at OT III and above is a piece of tech a Solo Auditor on III must know and be able to use. At this level, when a rudiment is out the Pre OT must be able to determine whose out - rudiment it is — his own, a BT's or that of a cluster.

MISOWNERSHIP

Scientology axiom 29: “ In order to cause an As - is - ness to persist, one must assign other authorship to the creation than his own. Otherwise his view of it would cause it's vanishment.”

This Axiom is especially relevant to auditing at the level of OT III and above because at this level the Pre OT is handling other being than himself (BTs and Clusters). Axiom 29 tells us that it is necessary to establish correct ownership of charge in order to get an As - is - ness of the charge.

Furthermore, incorrectly assigning charge to the wrong being can cause by-passed charge (BPC) as it is now misowned.

Hence the instruction in the OT III materials that one must use a narrow attention span so as not to restimulate or confuse other BTs with the one being audited.

Finding charge without establishing whose charge it is, and fully handling the charge for that being, can result in a generality — the idea that the charge belongs to all — when it only belongs to one being. This can cause a wrong indication to the others to whom it does not belong.

Finding more than one charge without establishing whose charge it is, and fully handling that being, can result in a generality — the idea that the charge found belongs to all — when it only belongs to one being. This can cause an ARC Break or bad reaction as it acts as a wrong indication to the others to whom the charge does not belong. By correctly establishing the ownership of charge, and handling the correct charge on the being to whom it belongs, you get an As - is - ness of the charge.

HOW TO FLY THE RUDS

The rudiments questions which contain the word “you” (i.e. “Do you have an ARC Break?”) are for use on lower level Pcs, but not at OT III or above. When the word “you” is used in a rudiments question on a Pre OT who is OT III or above, it is evaluative. It says whose charge it is.

The correct wording of rudiments questions for use by the Solo Auditor on OT III or above is:

“ Is there an ARC Break ?”

“ Is there a present time problem ?”

“ Is there a withhold ?”

“ Is there an overt ?”

and when full ruds are being flown:

“ Is there an invalidation ?”

“ Is there an evaluation ?”

By using “Is there an/a _____ ?” you are not evaluating whose charge it is.

Then the Solo Auditor can establish whose charge it is by asking:

“ Is (charge found) mine? A BT’ ? A Cluster’s ? and handle which of these read.

Note: Sometimes you may find that a charge can belong to and read on more than one of the above, in which case you would handle both reads, one at a time. It is also possible that an ARC Break, for example, could be shared by all present, and that it is the Pre OT’s out rud and also a BT’s or Cluster’s. The question used in this case would be “ Is it also (mine) ? (a BT’s) ? (a cluster’s) ?”.

When one rudiment has been fully handled, using the steps above, the Solo Auditor continues on down the rudiments questions to the next reading rudiment and handles it as above.

EXCEPTION

Sometimes the rudiment will run and F/N and blow just on one of the first rudiment questions alone (such as, “ Is there an ARC Break ?” or “ Is there a present time problem ?”, etc.), and without differentiating whose charge it is.

It is possible that the Solo Auditor may not be able to determine whose it is. This is how rudiments run all the time on lower level cases. It just runs generally as the rudiment, without establishing whose it is. The trouble one can get into, however, is misownership, whereby you are running a charge that belongs to a BT as if it were your own (the Pre OT’s) charge. Or the charge of one BT is misowned as belonging to some other BT or Cluster.

When misownership of charge occurs, it won't run or as-is or blow, you can't F/N it, and it will start turning on more mass or solidity. If you get into this sort of situation, narrow enough attention span, sort out whose it is and handle accordingly.

But if when flying a rudiment, or other charge found such as a reading line on a prepared list, it just runs and blows, realize you've had a lucky break. Don't interrupt this to try to find out whose it is or try to take it up again after it has blown.

This is obvious enough when it happens because as soon as you get onto the reading rudiment or reading line the charge starts coming off and the whole thing F/Ns and blows.

This is a special condition and if it doesn't occur you always proceed according to the steps given under "How To Fly The Ruds".

RULE

Unless you get a discharge and blow of the rudiment as described under "Exception" above, it is essential to find out if any charge found belongs really to the Pre OT himself or to a BT or a Cluster when the charge is found.

Don't fly all the ruds, for example, and then ask: "Are all these?" as that would generalize it.

The rule is : ON RUDS, OR ON A PREPARED LIST, OR WHEN FINDING A CHARGE ON A CASE, AT ONCE CHECK IF THAT CHARGE BELONGS TO A BT OR CLUSTER, and if so, find where that BT or Cluster is and limit your attention to that specific area when F/Ning the read. And then take any additional steps to blow that BT or Cluster. And blow it.

These rules for the Solo Auditor on OT III or above apply when putting ruds in at the start session and apply as well to ruds going out during the session. (Ref: HCOB 16 Aug 83, CONFIDENTIAL, SOLO C/S Series No. 7, RUDS GOING OUT ON BTS.) The handling in the later case is the same.

CAUTION

The ruds question : "Is there a/an?" can be asked of any case, but the remainder of the data in this HCOB does not apply to cases below OT III and must never be mentioned to such a case.

SUMMARY

Before you begin solo auditing on OT III get this procedure drilled until you can do it smoothly and precisely.

With the principle of misownership and As - is - ness understood and the procedure well drilled, flying ruds at OT III and above is a piece of cake.

Good auditing!

Incident Two

75,000,000 years ago on this planet. Sometimes capture was on another planet and explosion on this planet, then called Teegeack locate area of Explosion.

Pictures of explosions follow get original explosion. Effort to stop usually present.

H Bomb dropped on Volcano. Explosion.

Terrific winds.

Then carried over peak.

Electronic ribbon came up he stuck to it.

It was then pulled down and he was as part of a group implanted with R6.

Picture of pilot saying he's mocking it up.

(R6 material follow, Then days of pictures, God, Devil etc)

(Then usually coquites on pilot or before (as on 1st incident and leaves)

#

OT Section III

List of Volcanoes

There were 2 zones of assembly after the D⁺ was implanted. D⁺s of Volcanoes in Asia and the Pacific were then taken to Hawaii. D⁺s of Atlantic areas were taken to Las Palmas.

Asia & Pacific

North Japan
South Japan
Krakajawia
Mount Washington
(Alaska)
Mt Ranier
Mt Hood

Mt Shasta
(Calif)
San Geronimo
(Calif)
INDONESIA
PHILIPINES
Himalayas
(Hawaii)
Andes

Atlantic

Tangier
St Helena
Kolomonjoro
(Kenya)

(Las Palmas)
Canada

(Spelling not guaranteed)
(List may be incomplete).
#



Incident One

Occurs at Start of Track

Load snap

Waves of light

Cherub comes out, turns
right and left.

Cherub comes out.

Blows Horn, comes close

Shattering series of snaps

Cherub fades back (retreats)

Blackness dumped on Theta

Effort to stop must be gotten off
(Sometimes to hurry).

Run as AN Engram.

#

HUBBARD COMMUNICATIONS OFFICE

Saint Hill Manor, East Grinstead, Sussex

HCO BULLETIN OF 17 AUGUST 1983

AOs, FSO

ONLY

Solo OT III

C/Ses

Solo OT III

Course Super-
visors

CONFIDENTIAL

Solo OT III

Course

LIST OF LRH HANDWRITTEN

MATERIALS ON OT III COURSE

The following is a list of all LRH HANDWRITTEN MATERIALS which should be in all OT III Course packs.

OT III students are to check their packs against this list and ensure all of these handwritten materials are there and have been studied before attesting to completion of either the Study Section or the Auditing Section of the Course.

PART TWO: STUDY OF OT III DATA

1. DATA, 3 pages LRH handwriting.
2. 2nd NOTE, INCIDENT II, 28 Oct 68, 5 pages LRH handwriting.
3. 1st NOTE, INCIDENT I, 28 Oct 68, 1 page LRH handwriting.
4. INSTRUCTIONS (revised 12 Aug 1969), 4 pages LRH Handwriting.
5. SECTION III OT, ADDITIONAL SHEET, NOTES ON RUNNING, 2 pages LRH handwriting.
6. 3rd NOTE, RUNNING INCIDENT II, 28 Oct 68, 2 pages LRH handwriting.
7. IMPORTANT NOTE SECTION III, 20 April 69, 1 page LRH handwriting.

PART THREE: AUDITING SECTION

1. OT III SECTION, LIST OF VOLCANOES, 1 page LRH handwriting.
2. INCIDENT TWO, 1 page LRH handwriting.
3. INCIDENT ONE, 1 page LRH handwriting.

The above-listed materials are modified only by the data contained in HCOB 2 Nov

78R, Rev. 10.12.78, CONFIDENTIAL , URGENT, IMPORTANT, DIANETICS
DELETED FROM OT III MATERIALS, and HCOB 2 Oct 68R, Rev., 16 Aug 83,
CONFIDENTIAL, OT III.

ALL OT III Course materials must be returned to the Advanced Courses Admin at
the completion of the OT III Course.

Upon return of these materials, the Advanced Courses Admin must check the pack
contents against the OT III Course Checksheet to ensure all materials (LRH handwritten
materials, HCOBs and HCO PLs) have been returned.

L. RON HUBBARD
FOUNDER

LRH: pm: sk
Copyright © 1983
by L. Ron Hubbard
ALL RIGHTS RESERVED

HUBBARD COMMUNICATIONS OFFICE
Saint Hill Manor, East Grinstead, Sussex

HCO BULLETIN OF 2 JANUARY 1970

Class VIII
OT III
Study Pack

CONFIDENTIAL

AUDITING BY R3R

Elsewhere earlier HCOBs forbade Inc II and Inc I to be run when encountered by
a Dianetic auditor an OT III student.

This restriction is lifted. Experience shows they must be run if encountered by a
Dianetic Auditor who must be OT III.

L. RON HUBBARD
FOUNDER

LRH; rs
Copyright (c) 1970
by L. Ron Hubbard
ALL RIGHTS RESERVED

HUBBARD COMMUNICATIONS OFFICE
Saint Hill Manor, East Grinstead, Sussex

HCO BULLETIN OF 3 JANUARY 1970

Issue II

AOs

Class VIIIs

OT III

Study Pack

CONFIDENTIAL

R6EW

Study Pack

SOLO & R3R

DO NOT ATTEMPT TO RUN R3R as a SOLO Action.

Tests show that while one occasionally can “get away with it” the practice can be dangerous.

Solo Auditing is addressed to specific areas of the mind as given in the auditing materials of R6EW and upwards as issued.

One can run Rudiments on oneself successfully with “Itsa earlier Itsa” meaning finding an earlier similar ARC Brk etc.

But when one tries to run engrams by R3R on Solo one can run into trouble.

When engrams not related to Auditing materials get in one’s way on Solo OBTAIN A DIANETICS SESSION from the org.

It is also very bad in Solo to wander around the bank looking over various ideas instead of auditing the materials.

No org can be responsible for somatics and case upsets occurring because one has departed from the exact regimen given in the materials for Solo Auditing. Get a Review or a Dianetic session from a Dianetic auditor who is OT III or above.

L. RON HUBBARD
FOUNDER

LRH:rs

Copyright (c) 1970

by L. Ron Hubbard

ALL RIGHTS RESERVED

HUBBARD COMMUNICATIONS OFFICE
Saint Hill Manor, East Grinstead, Sussex

HCO BULLETIN OF 10 NOVEMBER 1981

LIMITED
DISTRIBUTION
OT III & above
ONLY
AO C/Ses
AO Solo C/Ses
NOTs C/Ses
AO Review
Auditors

C O N F I D E N T I A L

OT III AND OT III ATTEST

This issue changes the current handling of OT III and OT II: attests and the next step after OT III. We want to end off “endless III’s”. Starting now, AO C/Ses are to handle PreOTs on OT III as follows.

Let the person audit on OT III as long as he wishes. But at the first slackening or abandonment or EP or if he is just going on and on into “endless III”, look for a nice win and tell him that’s it and shunt him over to Audited NOTs.

An AO Review may be necessary before sending the person to attest. On an “endless III” or some of these people who have been incomplete on OT III or who have been on and off OT III for a long time, a Review would be necessary. The Review could be as short as an LDN OT III and Rehab their best win on OT III or as long as a C/S 53 to F/Ning list followed by an LDN OT III and then Rehab their best win on OT III. On some you might only need to find a nice win they had on OT III and indicate that that was it, or get it rehabbed in session (this would mainly apply to persons currently on OT III).

Some of this termination of III would depend on auditor availability for Audited NOTs, but if this is a situation the solution is to train up more NOTs auditors.

The whole intention here is to take PreOTs who have “completed” OT III per the above qualification and shunt them over to Audited NOTs.

Let’s start making OTs in VOLUME.

L. RON HUBBARD
FOUNDER

LRH: DM: kjm
Copyright (c) 1981
by L. Ron Hubbard
ALL RIGHTS RESERVED

HUBBARD COMMUNICATIONS OFFICE
Saint Hill Manor, East Grinstead, Sussex

HCO POLICY LETTER OF 14 JANUARY 1972
ISSUE I

AO's
OT III Students
For use in Advance Courses
Section III and above

C O N F I D E N T I A L

THE GREEN GREEN FORM REVISED

(Revises HCO PL 1 May, 1968 "Green Green Form")

This form is called a "Green Green Form" because it can be done over and over.

It is not a Review form. It is an auditing form done on or by the student.

The stable datum of awareness and reality is "Reality increase is proportional to the amount of charge taken off the case."

NAME: _____ DATE: _____ TIME: _____

Name of Auditor (if audited by another) _____

One uses these words to see if the subject of the word is hot. Questions can be made up around the word then. Usually one realizes what it is.

F/N each read by finding an earlier similar incident if it doesn't F/N in the first place.

Do not use to get the TA down.

1. ENVIRONMENT _____

2. ARC Break Find any ARC Breaks.

Run them: (a) Date _____

(b) Identify what it was _____

(c) Find if it was a break in:

- i. Affinity _____
- ii. Reality _____
- iii. Communication _____
- iv. Understanding _____
- v. Incomplete action cycle _____
- vi. Overrun of an action _____

3. Ignored originations _____

4. Missed withhold _____

Who _____ When _____ How _____

5. Motivator _____

6. Overt _____

7. Present time problem _____

8. Problem _____

9. Evaluation _____

10. Invalidation _____

11. False meter read _____

12. Qn overrun _____

13. Self overrun _____

14. Grade unflat - Whose? _____
15. Cluster _____
- _____
16. Switched Qns _____
- _____
17. Out of valence _____
- _____
18. Wrong date _____
- _____
19. Wrong item _____
- _____
20. Assertion _____
- _____
21. Suppress _____
- _____
22. Invalidate _____
- _____
23. Improperly Audited _____
- _____
24. Quit _____
- _____
25. Didn't leave _____
- _____
26. Left _____
- _____
27. Came back _____

28. New one _____

29. Nervous _____

30. Not you _____

31. Abused _____

32. Not - ised _____

33. Suppressed out of existence _____

34. Thinks he's you _____

35. You think you're another _____

36. R3R Incomplete _____

37. Run too many times _____

38. Protesting _____

39. Helping _____

40. Dead _____

41. Animal _____

42. Bird _____

43. Insect _____

44. Putting them there to run _____

45. Still more left _____

46. Trying not to be _____

47. Stopped _____

48. Getting too many restimulated _____

49. An earlier Inc 1. _____

50. (A.) An earlier Inc. 2 _____

50. (B) Earlier mutual cluster-forming incident. _____

51. Too late on the track _____

52. Needs dating _____

53. Needs locating _____

54. Part done then abandoned _____

55. Too many incomplete cycles _____

56. Misunderstood word _____

57. Pretending _____

58. Lying _____

59. Suppressed hate _____

60. Love _____

61. Promised never to leave _____

62. Something else wrong _____

63. It was all ok _____

Time _____ TA _____

HUBBARD COMMUNICATIONS OFFICE
Saint Hill Manor, East Grinstead, Sussex

HCO BULLETIN OF 12 OCTOBER 1969RB

CONFIDENTIAL

REVISED 25 AUGUST 1975

Class IV, OT

RE-REVISED 20 SEPTEMBER 1978

III Auditors

AO Review

Auditors

AO C/Ses

Class X-XII

(Revised 25 August 1975 and
renumbered to delete Ques-
tion 21 which was not writ-
ten by me.)

(Re-revised 20 September 1978
and renumbered to delete any
Dianetic handling - as Diane-
tics, R3R, or R3RA is forbid-
den on any Clear or above.)

(Revisions not in script.)

SECRET

LDN OT III RB

This list is for use on a pc who is OT III or above.

When an impasse occurs or the pc gets upset, the auditor (who must be an OT III or above) assesses this list and works out from what is found to read, what has gone wrong.

DO NOT RUN ANY R3R, R3RA OR ANY DIANETICS

LIC can be used on a BT.

L7 can be used on a BT.

GRADES

You can also run Grades O-IV on a BT.

OUT INT

A BT can be having trouble with Out Int, requiring the End of Endless Int Repair RECALL process (but no R3R).

EARLIER INC I, EARLIER UNIVERSE

The most common difficulty you get into with a BT that doesn't blow is there was an earlier Inc I, some have several earlier Inc I's, and when you get down to the first Inc I you're liable to jump from one BT to another, if you keep asking for an earlier.

And if earlier Inc I doesn't work, then it's "earlier universe?" - the BT recognizes there was an earlier universe - the BT will spot this and blow.

(Caution: There is an implant which miscounts the number of earlier universes, making it seem there were far more than there were.)

LDN OT III RB

PreOT's Name _____ Auditor _____

Date _____

1. WAS THERE AN EARLIER INC I? _____
(Some BTs have several earlier Inc I's, the earliest for that BT will run through and blow.)
2. WAS THERE AN EARLIER UNIVERSE? _____
(Get BT to recognize it and it will blow.)
3. JUMPED FROM ONE BT TO ANOTHER BT? _____
(Indicate and handle each BT restimulated. Usually happens when auditor asks for an "earlier" when there was none, or when overrun past an erasure.)
4. IS THIS BEING MOCKED UP AGAIN SO IT CAN BE RUN? _____
(Indicate, if no F/N, D/L when it was mocked up.)
5. ONE INDIVIDUAL WHO THINKS HE IS A CLUSTER? _____
(Handle as an individual.)
6. A CLUSTER WHO THINKS IT IS AN INDIVIDUAL? _____
(Handle as a cluster, D/L, Inc II, Inc I.)
7. THE DATE WAS ACTUALLY FROM A DATE GIVEN IN AN IMPLANT? _____
(Indicate. Find the actual date to blow. Locate to blow.)
8. WRONG DATE FOR INCIDENT? _____
(Correct the date to blow. Locate to blow.)
9. NO DATE WAS FOUND FOR INCIDENT? _____
(Date to blow. Locate to blow.)
10. WRONG LOCATION WAS GIVEN FOR INCIDENT? _____
Correct the location to blow, handle individuals.)
11. NO LOCATION WAS FOUND FOR INCIDENT? _____
(Locate the incident to blow, handle individuals.)
12. INCIDENT Is GOT INTO RESTIMULATION? _____
(Handle the Inc Is.)

13. EARLIER BEGINNING UNDETECTED? _____
(Find the correct beginning and it will blow.)
14. BYPASSED BASIC ON A CHAIN? _____
(Indicate, if no F/N, D/L.)
15. STIRRED UP INCIDENTS EARLIER THAN BASIC? _____
(Indicate.)
16. MORE THAN ONE CLUSTER IN A CLUSTER? _____
(Handle as a cumulative cluster.)
17. SOMEBODY COPYING WHAT WAS JUST ERASED? _____
(Indicate, if no blow, find out who was copying.)
18. RANDOM PICTURES COMING IN INDICATING A CLUSTER? _____
(D/L the cluster. Inc II, Inc Is.)
19. FAILURE TO IDENTIFY AND DATE A CLUSTER-MAKING INCIDENT? _____
(Identify the incident and handle as a cluster.)
20. JUMPED FROM ONE CHAIN TO ANOTHER? _____
(Indicate. Handle individual BTs.)
21. JUMPED FROM ONE BT TO ANOTHER? _____
(Indicate. Handle both BTs.)
22. ANOTHER BT RESTIMULATED? _____
(Handle the BT.)
23. FALSE TRACK THAT WAS REALLY PART OF AN IMPLANT? _____
(Indicate, if necessary D/L the implant.)
24. BASIC KEEPS REAPPEARING BECAUSE IT IS A CLUSTER? _____
(Handle as a cluster by D/L.)
25. AN EARLIER ERROR MADE? _____
(Find and correct the error.)
26. FAILURE TO COMPLETE THE ACTION BEGUN? _____
(Find what action and complete it, but no R3R or R3RA.)
27. LOCATION OF INCIDENT NEEDS ATTENTION? _____
(Locate the incident to blow.)
28. A BT IS PROTESTING? _____
(Handle the protest.)
29. YOU WERE PROTESTING? _____
(Handle the protest.)

30. LEANING ON A WALL?
(Indicate-find what the Pre-OT is leaning on.) _____
31. SEQUENCE OF EVENTS INCORRECT?
(Correct the sequence.) _____
32. INCORRECT OWNERSHIP OF INCIDENT?
(Indicate.) _____
33. RUDIMENTS WERE OUT?
(Fly the out Ruds.) _____
34. A THETAN HAS BEEN INVALIDATED?
(Handle the invalidation.) _____
35. A BT HAS BEEN OVERRUN?
(Indicate it to correct BT.) _____
36. YOU ARE COPYING A BANK YOU USED TO HAVE?
(Indicate.) _____
37. YOU ARE JUST MOCKING UP BTs?
(Indicate.) _____
38. THESE ARE PICTURES OF PAST CLUSTERS?
(Indicate.) _____
39. THERE ARE NO BTs LEFT?
(Indicate.) _____
40. YOU ARE JUST AUDITING COPIES OF BT PICTURES?
(Handle copies) _____
41. THESE ARE YOUR OWN PICTURES?
(Find whose pictures, and blow the BT. If they really were the pc's pictures it would mean s/he wasn't Clear. These will usually turn out to be a BT's pictures misowned.) _____
42. AUDITING ITSELF IS MAKING A CLUSTER?
(D/L the session.) _____
43. A BT IS HAVING CASE TROUBLE?
(Indicate. Handle the BT.) _____
44. YOU ARE CREATING THE INCIDENT I'S AND BLOWING THEM?
(Indicate.) _____
45. YOU FAILED TO QUIT ON A WIN?
(Indicate. Rehab by D/L.) _____

46. USED TOO WIDE AN INTENTION SPAN? _____
(Indicate. Pick out individuals and handle.)
47. RESTIMULATED MORE THAN WERE BLOWN? _____
(Indicate. Handle restimulated individuals.)
48. ARC BROKE A BT? _____
(Assess BT's ARC Break and handle.)
49. GOT MISEMOTIONAL TOWARD A BT? _____
(Indicate. Find the BT, and handle to blow.)
50. AUDITOR CODE BREAKS ON BTs? _____
(Repair the Code breaks and handle each to blow.)
51. DIDN'T ACKNOWLEDGE A BT? _____
(Indicate. Acknowledge the BT and handle to blow.)
52. DIDN'T BELIEVE A BT OR CLUSTER? _____
(Get off the disbelief, handle the BT or cluster.)
53. A BT WHO HAS AN ARC BREAK? _____
(Handle the ARC Break.)
54. A BT WHO HAS A PTP? _____
(Handle the PTP.)
55. A BT WHO HAS A WITHHOLD? _____
(Pull the withhold.)
56. A BT WHO HAS AN OVERT? _____
(Pull the overt.)
57. OVER-REPAIR? _____
(Indicate.)
58. YOU WEREN'T ALLOWED TO ATTEST? _____
(Indicate. Get off the non-acceptance and any Invalidation.)

L. RON HUBBARD
FOUNDER