TABLE OF CONTENTS

The following pages are a sample of some of the crimes committed by Scientology: burglaries, larcenies, kidnappings, false imprisonments, perjuries, racketeering, obstruction of justice, obstruction of criminal investigation, extortion, electronic surveillance, wiretapping espionage, violations of Internal Revenue Codes, wiretapping espionage, violations of Internal Revenue Codes, Immigration and Customs laws, Fair Labor Standards Act, Mail Fraud, and Wire Fraud.

how to steal document

COPY—

17 OCT 71

file in appropriate mat folder

INT HATTING:

THE STRIKE

A strike is the action of gathering information on a covert basis. It is performed by one or more agents (persons doing the strike), who are intentionally aiming at a target (the desired info, or therperson who has the target info, etc.).

It is assumed that the individual is hatted as an INT agent.

The strike is done in 12 steps, and each step follows consecutively (thus, step 2 should not be begun until step 1 is completed, and any new observation pertaining to an earlier step during the doingness of a latter step requires re-evaluation of the interim steps and verification of all the data acquired in the process).

The amount of time spent on a step and the amount of info needed for a respective step to be completed depends upon the target. The objective is to get all of thettarget info, by whatever means is necessary. For example, if the target is well-known and readily accessible to the agent(s), the strike may be achieved very quickly. On the other hand, if the agent(s) knows very little about the target, has no current access to the target, and the target is a large quantity of data, it may take extensive research, planning, and on-target observation to begin the actual strike.

The quantity of knowledge needed to complete each step is relative to the circumstances of the target.

THE STEPS OF STRIKING

1) Receive the assignment to strike. This usually comes in the form of an order from the agent's senior. The senior may either officially order or unofficially suggest the strike, either way, the idea is given to the agent that the info must be covertly gathered from some source.

2) Take ownership of the job. Here the individual determines that he is going to be the one to do the strike.

3) Identify the target. This may be knowing the name of a person or group on whom info must be covertly gathered, or it may be knowing the specific location of the piece of wanted data, or simply being told to "see what they are up to." Either way, the purpose here is to haveaa starging basis for the strike.

4) Gather info on the target area (the location of the target) for the purpose of striking. This includes any info that would be pertinent to striking. Info is pertinent to striking if it helps the agent to locate (pin-point) the specific target, gain access to the target area and the target, learn the routines of the target area, or anything else that would help to put the agent in control of the target during the strike itself.

18

11572

C-9
P144
273

11

Weekly Report

The Guardian WW
Assistant Guardian US

4 August 1982

3192

Dear Jane,

Enclosed are summaries from my chiefs of recent US activity. There has been much of it -- powerful and productive.

INTELLIGENCE

Terry has prepared a summary report on the Better Business Bureau. He notes that "in spite of the size and power of this organization [BBB], very little has been written about it." Therefore, Terry has gone to magazine references, the Congressional Record, & original records to compile the background digest.

AG WUS will be arriving back in town from his Guardian Mission to Texas; I anticipate some up-to-date information concerning the BBB from him, as well as info on the primary purpose of his trip -- the AG office.

Terry is currently pushing for a plant in the Los Angeles BBB office. He's also hounding INT NY for info on Ladimer himself. All avenues are open for irrefutable evidence on BBB connections with AMA/MH.

Also enclosed -- a slew of miscellaneous reports, tangent to major issues & of possible future importance. (Winthrop Rockefeller, Margaret Mead, [illegible]/NAMH Congress, etc.)

PUBLIC RELATIONS

I've sent Our Ambassador in WUS, Artie Maren, along with our "Director of Government Relations for the Church of Scientology," Pat Price, on several meaningful good will missions. Most important was an interview with Lawrence Tapper at the Attorney General's office. Tapper was non-committal. However, one very good line into this office developed through a colleague of Tapper, a Mr. Rubin. Artie intends to join Rubin's Jewish religious organization, for long-range political contacts and an immediate line to Rubin on which to indicate parallels between a Scientological organization and Rubin's church group.

I feel that the real answer to the question of source on the Atty General Investigation will be found in Texas -- the next stop for AG WUS. Artie is also hitting Las Vegas to do INT and PRO work on difficulty there. I want him to establish dependable Guardian terminals in both Austin and Las Vegas, so that any environmental complaints may be handled by the people Artie selects and sets up for Guardian training.

Along with Legal Chief WUS Jim Fisher, Artie has attended another Jewish political function -- making friends, collecting comm lines. I am completely in favor of our social contact with leading citizens, myself recently giving a party after the ASHO congress attended by numerous government officials and press representatives. I shall call on those people as they are useful to our success.

Sweeping wins in EUS, reported in detail by Eric (enclosed). First, Szasz apparently has his purposes rehabbed, and is supportive of HRC in investigating mental health brutalities and changing mental health conditions. Matonis, the lawyer, is also working on the Scientological purpose line, organizing his bar association to defend the mental health patient against atrocities in the name of "mental health." Szasz and Matonis have joined forces in Philadelphia to

16 S copy #4

BAD COPY

15765

C21
22F

5) Determine the most optimum means available for gaining access to the target area, on the basis of the info now known about it. This includes having a cover.

A cover is the pretense the agent assumes to make the strike possible. It includes anything that protects the agent from exposure as the agent of the strike (eg, assuming the cover of a newspaper man who wants to write an article on Scientology, with the objective of hastag the target group provide the agent with info on its activities as regards Scientology, but not know that this info will be used by Scientology itself). The most optimum cover is one that excludes the agent from any suspicion by the target] in some instances this would include wearing squeakless shoes, and carrying a large purse or attache at all times so that the one time the agent is carrying target info in the purse or attache, he is not questioned about its contents.

6) Gain access to the target area. This may include obtaining full-time employment from the target if the target is an organization, or simply contacting a person on a friendly basis so that the agent can gain access to personal files kept at home, or any other means that provides access to the target and a timespan of access to the target that will allow the agent to gather all of the info that is wanted.

It is possible that the access to the data will require repeated strikes — and thus, long-term procedures (eg, full-time employment would allow long-term procedures and repeated strikes of the target were an organization).

This step may also be called penetration.

7) Directly observe the target area for verification of the knowledge gained in the preceeding steps and continue to gather new data that would be pertinent to striking. This includes determining the actual security measures used by the target area to keep the target safe. (eg, guards making security rounds, locked cabinets, maintenance personnel after working hours, closed circuit TV cameras, alarm systems, etc).

Three tools that are available to the agent (and have been tested and proved valuable in actual strike activity that required very strict securtty) include:

#1 - SECURITY RULE OF THREE: If the agent observes an activity in the target area occurring three separate times under identical or similar conditions within a given period of time (usually one week), he can use these observations in planning his striking activity.

One always observes for current and usual (predictable) activities in the target area, and accessible exits from the target area for "quick-get-away."

BAD COPY

#2 - SECURITY RADIUS: a distance around the target that can be postulated as creating a safe condition for strike activity. The radius may be used to listen for persons coming near the target area during strike-preparation and actual strike activity. (eg, if the strike requires that no one know that the agent has been in the target area, the agent should be able to hear someone enter his security radius and quickly leave the target area without being seen or heard by the intruder and without leaving evidence of his presence).

#3 - If the target is extensive written material, it may be most optimum to have a separate location from the target area for reading and xeroxing or transcribing the data --- this is called a SAFE READING PLACE. If this is needed for strike activity, it should be determined during step 7 of striking procedures.

The final aspect of step 7 is evaluation of all data obtained upon direct observation of the target area and re-evaluation of the data learned in the preceeding six steps in light of the direct observation data.

8) Determine how to safely get the target information from the target area to therperson who wants the info. (This would include making sure that the agent's cover is adequately planned (eg, the big purse, etc.)

9) Plan the actions, step by step, that will be necessary in doing the strike. For instance, it may be found that the most optimum time to strike is between 12:30 PM and 12:55 PM. Thus the agent would plan to arrive at the target area at 12:31 PM; if the target area is safe (no persons present), he would then proceed to perform the strike, always listening to his security radius for intruders; he would proceed with operations until 12:50 PM, making sure that he is out of the target area by 12:52 PM. This plan might include hitting the target, getting the info xeroxed in the safe reading place, and returning the target info to its original location by 12:50 PM.

This step includes preparation for any uusual circumstances that might arise and how they would best be handled. For instance, if someone entered the security radius of the above situation at 12:40 PM, would the agent leave the area immediately or wait for therperson to leave the security radius?

The purpose of step 9 is to make sure that the agent has enough knowledge to perform the strike safely, accurately, and thoroughly.

10) On the basis of the preceeding steps, begin either a pretend dry-run of the strike (to check for unknowns and remedy them immediately) or do the actual strike, depending on the circumstances of the entire situation.

The following is an example. It was actually done by an agent in both dry-run and actual strike procedures at a national organization's headquarters. The agent was a full-time employee of the group, and worked on a different floor from the one where the target info was located. The agent had to maintain a totally safe operating condition during strike procedures (ie, it was predetermined that anyone within the security radius was dangerous to the agent and warranted stopping strike activity immediately, and that the less time

time spent in the target area the more safe the operating condition):

a - agent went to the target area -- no one else was present --- proceeded.
b - agent found target file.
c - agent stood near target file -- the label appearedtto indicate this file was the target. Agent determined a safe radius for future activity and listened for the usual sounds --- a through c were safe, proceeded.
d - agent checked file contents, always listening to the security radius. Still safe, so agent proceeded.
e - file contents appeared to be wanted, could agent pull them to take to the safe reading place? Yes. Agent proceeded.
f - Agent took file to safe reading place, going by the (predetermined) quickest route, agent observed security radius at all times.
g - target data was exactly what was wanted. Agent xeroxed data and then hid xeroxes in a place that was safe while the agent was returning the target materials. This included the possibility that the agent would not be able to return to the hiding place for quite a while and a place that would not indicate that the xeroxes belonged to the agent if another person found them.
h - agent returned to target area, repeating steps a through c, then put file back exactly where it was found (continually observing the security radius).
i - agent took target data (xeroxes) out of the building without being suspected. This required wearing a cape under which the xeroxed data was hidden in a large purse and being friendly with the night guard.
j - Agent took evidence and written repour of all strike-related activities to agent's senior within 3 hours after strike occurred.

11) Got info to the person who wants it, by the safest and quickest route.

12) Report all strike-related actions in a written report.

It should bennoted here that written progress reports (most optimum) and verbal reports may be given to the agent's senior at any time during the strike procedures. Any report should be written with the objective of informing the senior of the progress done to date and/or reporting any change in agent-like or strike-related activities. A report never serves the purpose of asking the agent's senior to handle the agent's problems.

14

SUMMARY AND COMMENTS

As stressed before, the individual circumstances of the target and the agent determine the extensiveness of the work ideas in each of the 12 steps and the time it takes to achieve the strike.

If the agent is required to return to the target area on several occasions to get the target info, he should always be observant of new developments and handle each new development as it arises. This may mean simply making a small adjustment in the plan of striking or it may mean a total halt of all agent-like activity until the agent is safely able to continue with the preperation steps and doingness of the strike. (As when the target begins to suspect the agent's activities and tries to protect itself from a strike).

Certain striking activities require more security than others. The agent must determine the degree of security he must maintain, as it is relative to his individual situation, in order to achieve the strike.

Whether a strike takes 15 minutes to prepare for or 15 months, the key to the whole game is observing what is really there, not what you were told should be there; and working on the basis of what you know.

END OF REPORT

Kathy Gregg
INT CH COMM
INT CHGO

BAD COPY

and the shock treatment and drugging of Victor Cyury. Actions to date plus [illegible] liminary success report in Eric's dispatch. Also, immediately workable [illegible] to effect this end.

The HRC EUS has exposed another mental health hospital (report & press coverage enclosed) -- Fairfield Hills -- and has targeted two very prominent institutions, Pilgrim State and Rockland State, for noisy investigation. The very workable tactic in all the hospital projects is to select an area already unturbulated, as reported in the press. The HRC capitalized on the already-created newsworthiness of the abuse-issue, and loudly aggravate.

Other EUS programmes target getting ministers of other faiths trained in Dianetic auditing and pastoral counseling; detracting from and making nothing of upcoming NASH meeting (by simultaneously staging a "Mental Health Quackery Conference"); to be cause in the mental health field and the leading public authority on hospitals (herewith compiling a "Duncan Heintz" guide to mental hospitals); to make the Citizens Commission on Human Rights self-supporting.

LEGAL

On the Legal front, the most important data is already enroute you -- LID's response to MSH questions re: royalties and copyright monies to LRH.

I've enlisted the aid of another practicing lawyer/Scientologist on the Guardian lines who will, along with Fisher, save us on legal bills. His name is Joel Kreiner -- quite a sharp fellow, I've found to be in several conferences with him.

POLICY SAFEGUARD

Two comm line problems of major proportions have been handled this past week. There has existed an apparent difficulty in EUS in training and keeping a PSC EUS on post. We've now got AG EUS co-operation in supporting the newly-appointed Laura Feigenbaum, and Alix is tracing down lines to ascertain if any third-party action has been levied against the post. As Alix mentions in her report, a policy outlining the purpose and functions of PSCs is in order, based on the MSH write-up in the PSC hat.

The other area of out comm was a slight riff between EC US and Guardian's office, building up in my absence. EC US has the occasional idea they were being by-passed by Guardian personnel, namely on finance and PSC lines. This has been handled by good two way communication, and an informal meeting (to be continued on a weekly basis) of all the major US executives at which agreement will be cemented on programmes and targets of prime importance to ensure compliance on.

I, too, had a meeting of my chiefs upon my return. We're getting our US programmes and targets down with precision -- this will be a report I know will excite you, as it will me to see it through to completion.

Love,

Bob Thomas

BT/as

BAD COPY

15765

C2122F

30 December 1970

The Founder

via CS-C

D/G US

cc: The Guardian WW

CONFIDENTIAL

US GUARDIAN OFFICE WINS IN 1970

Dear Ron and KerySue,

Following are the major wins of U.S. Guardian Office in 1970.

BUREAU 1 - PERSONNEL

1. At the start of 1970, there were three Assistant Guardians appointed and on post in the U.S. Currently, Assistant Guardians are appointed for all U.S. Orgs and ten are on post.

2. Seattle's key staff members are staying and/or signing new contracts rather than deserting the Org.

3. Unhandled or ignored Freeloaders from San Francisco have been gotten back or handled per HCO Freeloader policy.

4. HSST procured for USGO staff staff auditor.

5. USGO staff cases near 90% in category 1.

6. USGO Bureaux manned up.

7. Effective A/C training program put in.

8. Staff procurement greatly increased in U.S. Orgs.

9. Five straight weeks of rising GI after ASHO projects begun.

10. Grand National Convention led to success by D/G Personnel Jim Mulligan as C/O.

BUREAU 2 - POLICY KNOWLEDGE

11. Per G.O. 210970 WSII, PK in liaison with Tech, Personnel and Finance indicated and corrected outnesses at ASHO. Results to date: four weeks with ASHO GI over $25,000.

12. While ECUS was working directly in outer Orgs, PK was called on several times to hold D/HES and D/PES. While PK held the D/HCS post, a very specific set of targets for all outer Orgs produced sharp rising returns out GUSs, plus the 2nd highest US gross income in a year. While

ECUS
7/8/77
2 of 13

VT
8>

C21
22F

D/PES, PK worked on pre-Grand National Convention promotion, assisting to gather the large crowd of Scientologists in Long Beach.

13. Early in 1970, the PK stats of all Org Divisions throughout the U.S. in normal or above was at a low of 10. The PK standard actions of getting policy known and applied have seen this stat rise consistently to its current 60.

14. PK has supplied at least 100 hats to US execs and outer org execs, including an almost complete hatting of the Austin org. PK initiated the project to provide 25 copies of each Guardian post hat for U.S. and outer org A/Cs. A PK survey of staff training throughout the U.S. provided data on how few Org Exec Course graduates were working in Orgs, PK supplie OEC checksheet stencils to all Orgs, and a program for setting up and administering the course. (Note: Orgs complying fully with the program showed a rise in GDS condition).

15. D/G PK assisted D/G Personnel to run the outer org A/G training program in the US GO.

16. PK wrote and produced the NY Dissemination Manual -- the "how to" of NY prosperity in late 67/early 68. This manual is now being used by PESs throughout the U.S., and several requests for copies have come in from all over the world.

17. PK has been sent into the L.A. Org as a Guardian heavy hussar until L.A. Exec Dir candidate has completed the FEBC. PK's first action was to send five LA staff for FEBC training. She is hatting the staff and getting them onto their next Scientology training level, and is ensuring each secretary has awspecific policy based program to raise his GDSs.

BUREAU 3 - LEGAL

18. An attack by the Attorney General in Chicago aimed at the E-meter and one of the local missions there was successfully stopped with good PRO. There were two hearings held on this matter and the Attorney General gave us a clean bill of health.

19. An attack by the Charitable Status people in Chicago was successfully stopped by an indication that we could not belong under the Charitable Status Act since it was in infringement of our religious freedom and that as a religion we were exempt.

20. The Attorney General made a second attempt at the E-meter through the George Soldier case. This was stopped dead.

21. Confidential materials were obtained back from Rod Taunton.

22. Steps are being undertaken to patent all Scientology and Dianetic processes thus preventing anyone from using them without authority.

7/8/7
4 of 1

23. Pubs Corporate Status was straightened out and preparations made for them to do business in the United States.

24. Copyright protection obtained for all new books. Standard lines set up to ensure all copyrights, eliminating previous confusion on copyright line.

25. Books were refused entry into the United States and a $6,000.00 fine was levied. Got fine reduced to $50.00.

26. Local policemen around the L.A. Org were harassing Scientologists. The matter was brought before the Commissioner and investigated, resulting in reprimand to the officer involved. There has been no further trouble with local police.

27. An attempt to prosecute members of the Church for distributing Church literature in violation of a Littering Act was squashed. All three cases were dismissed on the grounds that it was a violation of our religious freedom.

28. Went to court and got non-profit mailing permit reinstated to the California Church on the non-profit mailing rate of 1.7¢ instead of 3.7¢.

29. AO and ASHO were given the benefit of the non-profit mailing rate separately from the Church of Scientology of California non-profit mailing rate.

30. The hotel at which ASHO had arrangements to hold its Convention refused to honor the agreement as ASHO was late in paying their money. ASHO held the Convention at that hotel as scheduled.

31. Out-point situation of OTC registered in California, bringing OTC within the jurisdiction of the United States government handled -- OTC is de-registered and is now out of United States jurisdiction.

32. Scientology Trade-marked. as education - not religion

33. Allard was scheduled to go on TV -- the station was handled and a very edited version of his interview appeared, favorable to Scientology and indicating clearly who Allard was.

34. Dange suit against the Church for breach of contract favorably settle

35. Army, Navy and Coast Guard refusing to discharge Scientology Minister from the Reserves. Scientology Ministers who are qualified are now discharged from the Reserves as a matter of routine.

36. Paperback edition of DMSWH included advertising for other groups. A future printings will be without this advertising. Received additional 20% discount as damages for all books so printed, and advertisements remo

15765

C21
22F

16.36
WINS
7/8/77
5 of 13

37. Dallas Mission was in danger of folding due to an attack via refund. Got nearby Mission to come to their aid, handled refund. Mission is now operating; there was no unfavorable PRO.

38. Proposed book by Dr. Alex Gerber contained a chapter against Scientology. Chapter eliminated before printing.

39. Documentation provided refuting lies relating to U.S. and LRH in the U.S. for SA inquiry.

40. City of Las Vegas tried to get Las Vegas Org to pay for a business license. This was stopped. Flight

41. Got recognition from State of Texas for Mission Southwest in Texas as a non-profit Mission.

42. Got recognition from State of Nebraska for Nebraska Mission as a non-profit Mission.

43. Attitude Magazine printed a retraction of a libelous article.

44. Pacific Sun printed an article prepared by us as retraction of a previous libellous article.

45. The Journal printed a retraction prepared by us.

46. Black Belt Magazine printed a retraction prepared by us.

47. Nation printed an article prepared by us as a retraction.

48. Men's Magazine printed a retraction prepared by us.

49. Cadence Magazine printed an article prepared by us as a retraction.

50. Amazing Science Fiction printed an article prepared by us as a retraction.

51. L.A. Times deleted libellous statements in John McMaster's interview before publication.

52. Possibly libellous proposed documentary on Scientology by CBS TV has not been shown.

53. Segment of news cast on KABC TV on Narconon broadcast as a retraction for mention of Scientology in a program on witchcraft.

54. Distribution of libellous pamphlets by Brian Sollazzo stopped.

55. Melvin Belli bringing six million dollar suit against Dell Publishing Company. Favorable press conference as a result.

15765

8/7

e21
22F

56. Prepared affidavit signed by John McMaster refuting all statements made in Kaino's book.

57. Attorney General in New York agreed to remove all references to Scientology in the New York State Educational curriculum.

58. Numberous Scientology Ministers now obtaining Ministerial deferments from the Army. California has altered its position and no longer refuses Ministerial deferments.

59. Felice Green suing Bernie Green for child support.

60. In a recent hearing, Soffern and Green accused Felice Green of conspiracy with the Church to get him; the Judge laughed Green and Soffern out of court.

61. In the Feldhammer refund case, (an attack via refund by Green and Soffern), the attack is being turned back against Green by naming him as co-defendant.

62. Green attempted to bring the California Church and LRH into refund actions; Judge dismissed complaint as to these parties.

63. Suit filed against Green, pressure being kept up very strong. Green, Feldhammer and Altman have approached us for settlement.

64. State of California attempting to levy business tax on the California Church. The matter has been put off indefinitely pending IRS litigation.

65. Church assessed for $40,000.00 Unemployment Tax. The matter has been put off pending IRS litigation.

66. Tax cases arranged so that Hawaii, our best possible case, and New York will come to court first. All other tax cases are being held and the Government continually being stalled on all of them.

67. FDA proceeding well; we have a very favorable judge and have caused by third partying a break between the Justice Department and the FDA, and the Judge and the FDA. Neither the Judge nor the Justice Department is pleased with the FDA; Justice is indicating a willingness to over-rule the FDA and enter into a Consent Decree notwithstanding the FDA's position against this. The Judge is also considering review of discrimination against us since no other religion is being persecuted. The Judge is forcing the FDA to take a position on our religious status and will not allow them to side-step this issue as they did before.

68. In the FDA TC case, we had limited government proof so that they cannot protest the fact that we are a religion or that auditing is a religious service. We can present evidence on this but they cannot contest it or present evidence contrary to it.

C21
22F

BUREAU 4 - INTELLIGENCE

69. In the John Cole case penetrated hospital and obtained medical reports sufficient to invalidate any lawsuit Cole might file.

70. Established business-type cover organization in the form of an employment agency by which we obtained positions for our penetration agents.

71. Recovered upper level course materials from Rod Taunton.

72. Recovered upper level course material from Jack Horner.

73. Brought about the largest drug "bust" in the history of California.

74. Put Doug Rambo in jail.

75. Put Baron Barez in jail.

76. Contributed greatly to Jack Shapiro's arrest for conspiracy.

77. Penetrated the L.A. Better Business Bureau and established a full-time working agent.

78. Penetrated AMA Headquarters in Chicago and established intelligence operations in Chicago (Operations Steakhouse and Castle).

79. Successfully obtained Phoenix BBB file on Scientology and Arizona Republic Newspaper file on Scientology (Operation Rook).

80. Established close working relations with Ramparts Police Station.

81. Established close working relations with California CII (Criminal Investigations and Identification).

82. Penetrated San Francisco Association for Mental Health and established a full-time working agent.

83. Maintained full-time working penetration agent in the L.A. Association for Mental Health. Out-income, caused internal strife, carried out at least three successful third party actions jeopardizing their finance lines.

84. Obtained American Psychiatric Association archive and PT files on Scientology.

85. Obtained American Psychological Association archive and PT files on Scientology.

86. Successfully conducted Operation Cassandra (obtaining back the materials Jack Horner stole).

87. Penetrated American Sexual Freedom Movement and established a working agent.

C 21
02F

88. Obtained British Information Service files on Scientology on both the East and West Coasts.

89. Published several articles in Psychiatric News.

90. Established an intelligence course for students.

91. Originated and carried out tight security arrangements for Grand National Convention.

92. Obtained clipping file on Scientology from Religious News Service.

93. Tripled the size of U.S. intelligence staff.

94. Established field case officers.

95. Handled U.S. Coast Guard false reports on Scientology.

96. Gained access to some Arizona State intelligence reports on Scientology.

97. Established internal Security in the U.S.

98. Successfully deprived John Ferrell of materials and anti-Scientology manuscript which was to become a book.

99. Initiated Operation Tiger to provide advance info re attacks against Scientology.

100. Successfully penetrated Montreal Convention and obtained data re squirrel activities.

101. Penetrated Toronto Mental Hospital and established an agent as Director of Volunteers.

102. Penetrated Excerpta Medica and established a working agent.

103. Penetrated Rockland State Hospital, office of Nathan Klein, and established a full-time working agent.

104. Penetrated Institute of Ability and conducted third party actions against Jack Horner. Established extent of Abilitist operations.

105. Successfully maintained clandestine operation against Canadian KKA involving clandestine monitoring of files. Maintined continuous third party actions between Canadian KKA and the Canadian Government.

BUREAU 5 - FINANCE

106. Cash/bills in the U.S. improved from $123,522 cash/$154,000 bills week ending 1 January 1970 to $258,400 cash/$128,696 bills week ending 17 December 1970.

C21
12F

107. Got tax returns filed for year ending 31 December 1969 for the Church of Scientology of California, Seattle, Hawaii, Las Vegas, Austin, Twin Cities, Detroit, Miami; New York for year ending 30 September 1969, and DC for year ending 30 June 1969.

108. ASHO PROJECT: ASHO Treasury improved, Gross income on an uptrend.

109. Completed IRS audit of Church of Scientology of California, with the IRS tied up in knots. Audit completed 10 months ago and still no assessment of tax liability; they must be scratching their heads.

110. Handled DC IRS tax liability of $20,000.00 for years 1956-59 so that DC Org is paying only $25.00 per week. At this rate it will take between 15 and 20 years to pay off. IRS collection has not made a sound since weekly payments started.

111. CPA US Marty Greenburg has thought up a way to wipe out DC Tax Liability for 62, 63 and 64 due to IRS oversight. Plan being checked by Tax attorneys.

112. Got Finance Bureau mocked up and staffed.

113. Handled all insurance for Church of Scientology of California, kept LA, SFO, AO and ASHO properly covered.

114. Handled Department of Water and Power when it threatened to assess large deposit on the Church of Scientology of California (AO, ASHO and LA Org) for late payment. No assessment of deposit has been made.

115. Handled L.A. City Clerk attempt to audit Church of Scientology of California and assess business tax by putting off audit until sometime in 1971. Attempt by the City started in July.

BUREAU 6 - TECH

116. Provided investigation and corrective action on over 75 U.S. refund cases, which helped markedly reduce the number of refunds given in the U.S.

117. Instituted data and situation analysis in the area of blown students which disclosed the existing situation, then instituted immediate steps for handling and brought the overall situation to various executive areas attention.

118. From various reports, located and corrected over 40 major technical or administrative outnesses on Org lines.

119. Through programming and case supervision of U.S. Guardian Office staff cases, brought about a steadily rising graph of staff in case category #1, as well as many specific individual wins and completions for USGO staff.

15765

C21
22F

7/5/77
10 of 13

120. Investigation and actions taken regarding ASHO helped in contributing to the rising trend of their statistics.

121. Various students and pcs on Org lines from Hawaii to New York ARC broken and/or in a "no gain" situation handled via the Tech Bureau, and moving again.

122. In San Francisco, technical investigation and handling included grooving in a CI V CS as a cope action so the Vills could complete needed retreading. The subsequent success of this CS put on post and carefully groovee in resulted in GWW awarding him his V and Va.

123. Seattle Org achieved the highest student enrollment in their history through completion of MSH GO 080470 Student Roundup.

124. Many students who had dropped off lines and preclears who had not been delivered what was promised in the era of "quickies" brought back onto lines through the MSH GO Student Roundup and the earlier US Tech Bureau action regarding blown students.

125. D/G Tech US appeared as the pastoral counselor in a TV show dealing with Scientology and in the film "Freedom".

126. Student enrollment in U.S. Org Academies rising, also as reflected in total U.S. student points rising from 80,000 at the end of July to nearly 350,000 in mid-December.

127. Various Scientology celebrities, including two possible academy award nominees, winning standardly.

BUREAU 7 - PUBLIC RELATIONS

128. Narconon expanded greatly this year. In addition to the group at Arizona State Prison, two new programs were established, one at California Rehabilitation Center and the other at Vacaville Medical Facility.

129. A successful Narconon "To the Walls" Congress was held inside Arizona State Prison in March.

130. Scientology was included in a course on religion at the University of California at Berkeley.

131. Nader's Raiders "Chemical Feast" published, attacking the FDA and supporting the Church.

132. Scientology lecture given to a class on American Religious Movements at Catholic University in D.C.

15765

C21
22F

133. Yvonne Gilthen and Hebor Jantzsch, accompanied by Guardian PR Personnel, played for patients at Bellevlew and St. Elizabeth's Hospital with excellent results: patients came uptone and staff were amazed.

134. Successful PRO mission to Toronto in May to handle Committee on Healing Arts report.

135. New York Human Rights Commission toured King's County Mental Hospital.

136. Toronto established a Human Rights Commission.

137. New York Human Rights Commission got psychiatrist Dr. Richard Kunnes to sign an affidavit about drug experiments at a New York mental hospital. Affidavit presented to New York DA and press.

138. Twin Cities Human Rights Comission gave a lecture in ward of Abbott Mental Hospital on mental patients rights.

139. Successful drug abuse info conference in Toronto. 300 people attended and it was covered by CBC TV.

140. Citizens Commission on Human Rights incorporated in DC.

141. 40-minute TV show in DC on CCHR -- all attack on psychs and bad conditions.

142. Deputation to Congressman L. H. Fountain's office and presentation of submission to congressional sub-committe re FDA.

143. New York connecting to area Drug Abuse groups. New York Class VIII gave a lecture to area group. New York Org represented in Flag Day parade; A/G PR gave anti-drug abuse speech after parade.

144. Grand National Convention got excellent press and CCHR booth got many memberships.

145. Dr. Thomas Szasz agreed to be consulting psychiatrist for CCHR.

146. Article on Grand National Convention written by PR bureau staffmember was published in Psychiatric News.

147. Thats TV news spot on Scientology in Palm Beach, Florida; attack line gotten in.

148. CCHR formed a 21-member advisory committe which includes three lawyers, one MD, many chiropractors and a rabbi.

149. Formed an alliance with Religious Heritage of America; PR Bureau staffmember awarded membership in the group. (Interestingly, the president of RHA is one of the major contributors to SHERSH.)

7/8/77
12813

150. 1500 anti-psych posters handed out in front of NATS US Headquarters.

151. Well over 150,000 posters handed out in the U.S.

152. SP radio head fired as a result of third party actions on L.A. radio station.

153. Don Hill on Omaha made rebuttal on a radio program on a statement made previously on the station that there is no sure cure for drugs.

154. EUS mission covered American Trial Lawyers Convention. Dr. Szasz and John Joseph Matonis spoke. First coverage by media and good press for CCHR.

155. New York CCHR got a 79-year-old man out of a mental hospital and his grateful family gave CCHR $100.00.

156. D/G PR EUS gave a speech in Vancouver on the horrors of psychiatry and appeared on two TV shows and one radio how.

157. "Close-up" TV show came to L.A. Org and took some film for their show, which was supposed to be a thete show. Intelligence provided info that the same TV crew had interviewed Dianology and was going to include this is the same show; the PR Bureau handled so that Dianology was not included.

158. At Davis, California, a successful drug abuse conference was held, with state officials and D/G PR US. There was excellent press resulting from this.

159. In October, a press conference on the Malko suit was held in New York and San Francisco with Melvin Belli and D/G US. Many press attended and good articles resulted.

160. KABC TV did enthete mention of Scientology on their Witchcraft series. PRO went down immediately and saved them in and Legal and PRO went to work. The result was equal time on their station for Narconon.

161. Governor Lazalt of Nevada bought Scientology books and is reading them.

162. L.A. Times had interviewed John McMaster and prepared an enthete article. D/G PR US handled, saw article before publication and got it toned down considerably.

163. A letter to the editor was published in Man's Magazine after that magazine published an enthete article.

164. The expansion of the PR Bureau from two to seven members has resulted in a big expansion of PR activities and an increase in wins and PR area control.

C21
22F

16 3 6
WP 3
7/8/77

13 of 13

165. In November, an entheta chapter on Scientology was scheduled to be included in a book written by Dr. Alex Carter and to be published by McKay. PR/Legal/Int worked on this and the result is that the chapter has been removed.

166. "The Dictocrats" authored by Omar Garrison was published this year and devoted space to the attack on Scientology by the FDA.

167. John Elliot campaigned for public office in Hawaii, with the result that Scientology is well known and well thought of in Hawaii. It is now "on ethnic" to be a Scientologist in Hawaii.

168. PR Bureau staged an all-out attack on the NATS at their Convention in L.A. TV coverage and press were good and NATS were caved in.

And 1971 will be even better!

Love,

Bob

15765

C21
22F

INTELLIGENCE SPECIALIST TRAINING ROUTINE - TR 1

Purpose: To train the student to give a false statement with good TR-1. To train the student to outflow false data effectively.

Position: Same as TR-1

Commands: Part 1 "Tell me a lie". Command given by coach. Part 2 interview type 2 WC by coach.

Training Stress: In Part 1 coach gives command, student originates a falsehood. Coach flunks for out TR 1 or TR 0. In Part 2 coach asks questions of the student on his background or a subject. Student gives untrue data of a plausible sort that the student backs up with further explanatory data upon the coach further questions. The coach flunks for out TR 0 and TR 1, and for student fumbling on question answers. The student should be coached on a gradient until he/she can lie facily.

Short example:

Coach: Where do you come from?

Student: I come from the Housewives Committee on Drug Abuse.

Coach: But you said earlier that you were single.

Student: Well, actually I was married but am divorced. I have 2 kids in the suburbs where I am a housewife, in fact I'm a member of the P.T.A.

Coach: What town is it that you live in?

Student: West Brighton

Coach: But there is no public school in West Brighton.

Student: I know. I send my children to school in Brighton, and that's where I'm a P.T.A. member.

Coach: Oh, and who is the Chairman there?

etc.

WALK-INS

A walk-in cycle goes generally as follows:

1) You must have a means of access to the building you are interested in. In a government building this almost always means either a government ID (or going in with someone that has a government ID), or an excellent suitable guise. A private building may be as simple as signing in.

When signing in to either a government or private building, the signature should be scrawled and the destination should not be your actual destination. Except in rare cases it is usually sufficient to say you are going to the library or some such place.

You should have a story already made up that will be plausibel should you be asked what you are doing. This story also has to be very flexible or else you have to have different stories for different stages of the walk-in. A story that you would tell a guard on your way into the buildang may be entirely inappropriate if you're caught with your hand in the file cabinet. And it will make a difference if the person questioning you is a cleaner, guard, employee, and where you are, what you're doing, etc. So think it out well before you go in.

2) Locate a safe space in the building where you can sit down and relax and talk without feeling paranoid.

This can be a library table, an empty office - whatever looks good to you, and that you would feel comfortable with. Lots of times in a walk-in you'll have to sit around and wait a couple of hours for your target area to clear out. If you're not comfortable in the area you're waiting the rest of the cycle can go pretty rough.

While you're looking for this space you also have to really assume the beingness of the type of person you're alleging to be. For instance, if your story is that you are an employee of the organization you are in, you have to feel that you <u>are</u> an employee. If a cleaner walks in on you or a guard asksyou a question you have to approach your response and manner of response from the viewpoint of your beingness. If a cleaner walked in on you in your office at the Org you'd probably say "Hi" and go about your business. You wouldn't get startled or upset or make some dumb excuse and run out of the room.

3) After you've located a safe space and are relaxed in it you should go out and get familiar with the building.

The first thing you have to locate is a xerox machine because if you can't copy the documents there's not much sense in being there. Also, you don't want to have already obtained the file and then have to waste time in finding someplace to copy it.

(Note: There is always the alternative of taking the file out of the building to copy. I very seldom do this unless I have to. I would prefer to copy it in the building because you add too much time to the cycle by traveling to another building. You also have to

sign in and out again with the guard, which looks somewhat odd to an observant guard.)

Most government buildings have an excess of xerox machines. They are usually easy to find. Even most private buildings have a xerox machine in any large office.

You want to choose a machine that is located away from the area that you will be obtaining material from.

In a large government building you simply go to a different divisional area from the target area and find a xerox machine.

If you're in a private buildng, chances are there are many different organizations in the building. Go to another organization or suite of offices and locate a xerox machine there.

Oftentimes you will find the xerox machine locked. If you are familiar with xerox machines you'll know where the "Main On" button is. (Note: its a very good idea to be thoroughly familiar with all manner of xerox, SCM, etc., copiers so that you can easily change paper and toner, clear jams, etc.) It will be protected by a locked cover but should be accessible by lifting up or pulling out a corner of the cover. For instance, on the xerox 7000 you simply lift up the corner of the cover nearest you as high as you can without bending the cover, and stick a finger (or a long instrument like a letter opener) in and push down the "MainOn" button which is located to the front, just a few inches in front of the middle of the machine. Nearly all copiers are accessible with some variation of this, it just takes looking and experience.

Ensure that you can turn on the machine, it works, and that you have sufficient paper. Then leave the machine on and leave the room.

4) Locate the target area. You should already know the room number before going in.

Walk past the room, observing all rooms in the area for any lights or other indications that they are occupied.

If it is apparent that the room, or rooms close to it are occupied, then go back and wait and check again in 30-45 minutes. But don't get into making a lot of trips past the area.

5) When the area is clear then go to the room door and try it to see if it is unlocked.

(Note: it isn't unusual for room lights to be left on and the doors closed with noone in the room. If you have any feeling that someone may still be in a room, then go up and knock. If someone answers, open the door and ask them for a match or to use their phone, or some such. Also, use the opportunity to look at the door latch so that you know its configuration.)

If the door is unlocked, just open it and go in.

If it is locked then you have to figure out a way in. The most successful ways of opening a locked door have been variations on the credit card. This can be used if the latch is slanted or curved going into the door jamb:



If the latch is straight  then the lock will have to be picked.

If you have a curved or slanted latch (this is the most common type of door latch) and there is no door stop (that strip of wood that

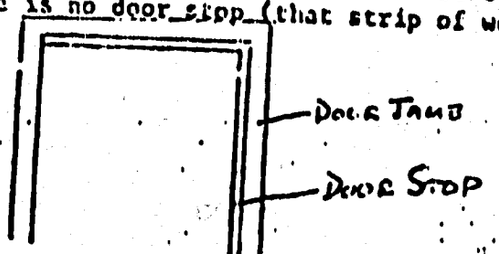

the door closes against) then it is a straight in shot with a credit card type tool (a piece of straight sheet metal is best). You just slide the tool in between the closed door and the jamb and slide it up under the latch - the door should open. In doing this it is usually best to pull the door towards you as it relieves pressure on the latch and makes the card easier to slide up. (SEE PAGE 3a)

If there is a door stop (as happens most frequently) then you can't just stick a credit card straight in - it has to bend around two corners:

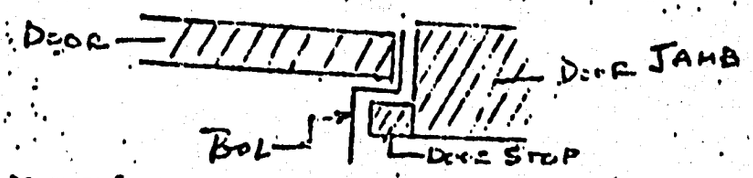

The best thing is to manufacture a permanent tool rather than trying to bend up cards. You should obtain a thin sheet of metal and cut it out in the following shape:



The curved shape assists in raising the latch better than a straight-edge would do. The "b" section should be about as long as the average door stop (about 3/4", but measure it for yourself). The "c" section should be as long as will comfortably fit into your hand. The "a" section should be about 2-1½" long, but only a portion of it will actually be working on the latch. Note that the slope of the "a" section drops off sharply at the beginning.

This tool is then inserted at the bottom of the doorway, slid up the doorway between the jamb and the door - thus opening the latch. If you have trouble inserting the tool, use your foot and push in the lower corner of the door as far as it will go. This should give you

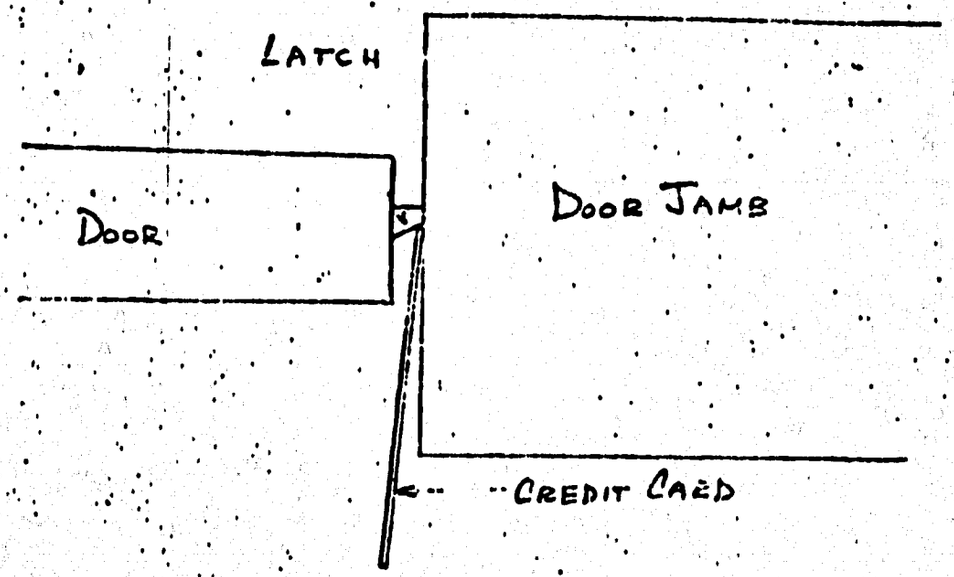

The credit card is simply iserted in the space between the door and the door jamb and used to slide the latch out of the door jamb, working on the slanted part of the latch.

sufficient room to insert the tool. (See Fig. 4a, 4b)

It should be noted that you will need two tools - one for right hand doors and one for left hand doors.

As with the straight in shot it is usually best to pull the door towards you to relieve someof the pressure on the latch.

Often you will have to move the tool back and forth several times (or more correctly - up and down) to catch the latch correctly, while moving the door back and forth. Its a "feel" thing that you need experience on.

Now, very occasionally you find a latch that slants back into the room rather than out - that is, if you could look down on the latch from the corridor you would see [redacted] rather than the normal [redacted]. I have only found that this occure on doors without stops.

In this case, the tool, or credit card, won't work because the slant of the tool or the credit card is going in the wrong direction. You have to get something behind the latch to pull towards you.

Therefore, you should also carry about a 5 inch strand of flexible wire. The wire should be woven strands rather than one thick strand. The best I've found is the type of wire used to hang pictures that you can pick up at most hardware or drug stores.

Take this strand of wire (assuming there is no stop on the door jamb) and bend it in a semicircle. Slip the wire under the latch and maneuver the top of the wire out above the latch. Grasp both ends of the wire firmly and work it back and forth, pulling both ends towards you - and thereby working the latch out of the door jamb:

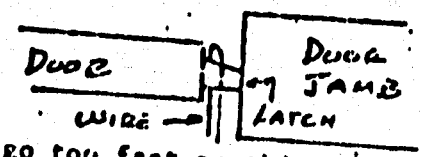

You have to be careful not to go too fast on this or you'll slip the latch out of the door jamb and have it slip right back in after the wire clears it.

These methods of opening locked doors have worked about 75% of the time. There are occasions where they won't work due to doors too tight, unoiled latches, etc.

There are also many odd configurations of latches and it helps to know exactly what the latch looks like. You can often find an unlocked door in the area, examine it (the latch), and try your tool out first on that door to get the feel for slipping that particular type of latch.

You'll also very occasionally run into doors with two locks on it [illegible] can be slipped. In this case you need two tools. Insert one [illegible] tools from the tops of the door, slip the latch and hold [illegible] free. Then insert the second tool from the bottom of the

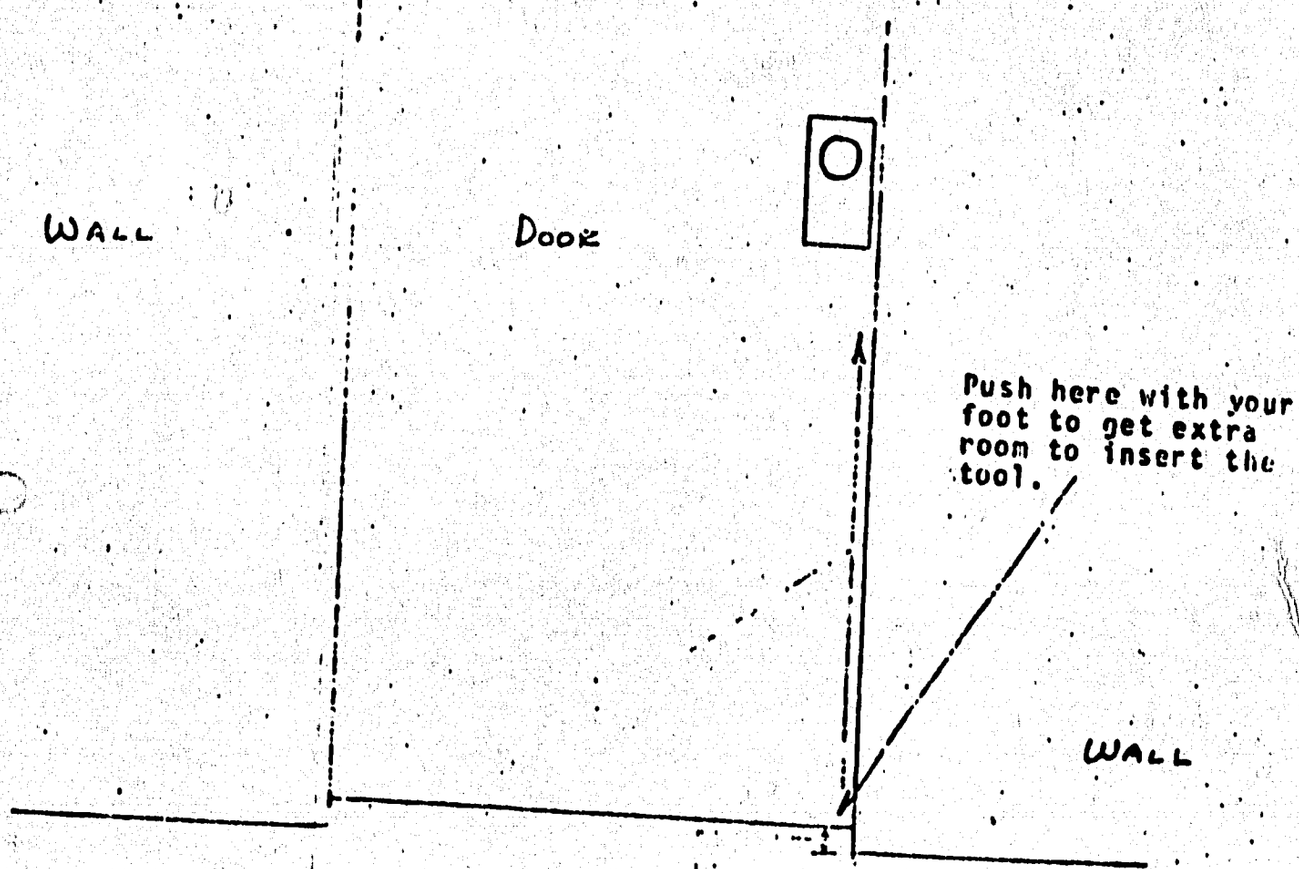

Once the tool is in position then slide it up the side of the door/door jamb to the latch.

USE this extra space to maneuver the tool between the door, the stop and the door jamb.

door, slap the second latch and the door should open.

If a door won't open at all with this method, there is a very good chance (especially in government buildings) that there is a suite of interconnecting rooms adjacent to the room you are interested in. In this case, just try an adjacent door and go through the same routine again. If you have a number of different doors that could lead you to the same room, check the amount of "play" or looseness in each door and try the one that is loosest first.

Also, an old successful action if you know you are dealing with a suite ofrooms, is to go into the rooms during the day and unlock one of the locked doors. It is likely that a door found locked during the day remains locked all the time and that other doors in the suite are used as the entrances/exits. The "locked" door is likely to not be checked each day on the assumption that it will stay locked. The best doors to choose for this are ones that tables, chairs, etc., have been pushed up against, as these doors are obviously not used as entrances/exits.

Of course, when you go into the suite of rooms during the day you shold have a well worked out suitable guise that will logically explain your being there, or you won't get close enough to the door to unlock it unobtrusively.

One such suitable guise that was used involved going into the offices during the day with a clipboard and informing the secretaries that "Facilities Management" needed to check the locks on all doors. We had one door stay unlocked for three months using this technique.

By this time you should be in the office. If you're not, you either need more practice or you'll have to pick the lock.

The advantage, by the way, of slipping a latch as opposed to picking a lock is 1) to slip a latch takes 2-10 seconds compared with at least several minutes to pick it (unless you're very good), and 2) you don't need as much training and experience.

6) Once inside the office you have to locate the file you are interested in.

Most often the file will be located in a file cabinet and probably 50% of the time the cabinet will be locked.

As soon as you run into a locked file cabinet, immediately check the top middle drawer of every desk in the area of the cabinet and you'll almost surely find the key. If you can't find the key there, you'll have to search more thoroughly in different desk drawers. These keys have also shown up in file card boxes, taped to the cabinet, and locked in safes. But, I have never found a locked file cabinet and not been able to find the key in the room.

Combination safes occur infrequently. Like file cabinets, the combination is almost always laying around somewhere in the room.

PAGE 46

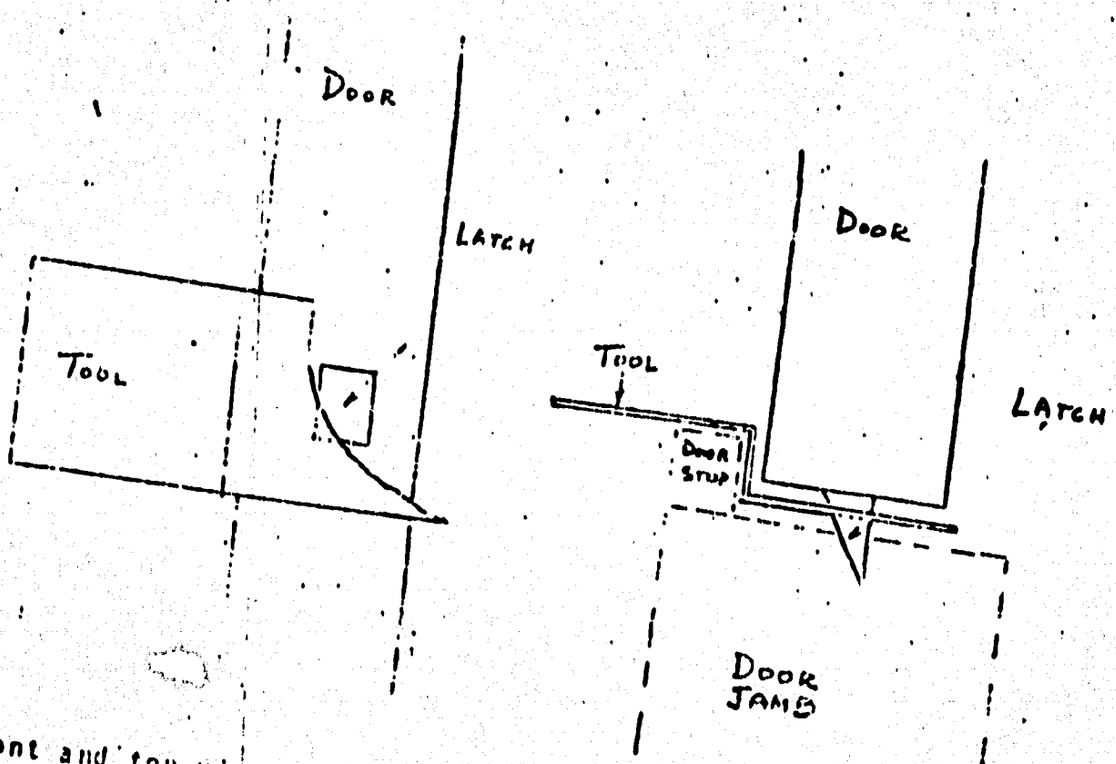

Front and top view of how the slanted tool works on the latch. As the tool is moved upwards, it forces the latch out of the door jamb.

again, check the top middle desk drawers of any desks in the vicinity of the safe, looking mainly for an index card sized piece of paper with the combination on it. (For some reason, all combinations I have found have been on this type of paper.) If you find nothing then check any alphabetical file card boxes. I have found the combination listed under "safe", "file", and "lock", but oddly, never under "combination". If you dont find it there you'll have to do a thorough search of other drawers and desk areas. There has been only one occasion where we weren't able to locate a safe combination - they are pretty easy to find.

Also, make sure that you know how to dial a safe combination. The most normal are 4 turns left (this is actually three times past the number and the 4th turn stops at the number), 3 turns right, 2 turns left, and one turn right to zero. You then turn the inside knob of the dial all the way to the right while holding the dial at zero:

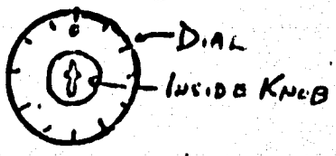

When this is done then turn the dial as far right as it will go and the safe will open. On safes with no inside dial, just don't stop at zero. Go all the way to the right on the last turn and the safe will open.

When you're finished with the safe make sure to set the dial back where it was before you opened it.

By going through the file cabinets, safes, desk drawers and desk tops you should now locate the file you are looking for.

One point to keep in mind while searching for the file is to keep the area (and the file when you find it) free of fingerprints. Optimumly you should wear gloves. If this is not possible and you have to touch something, do so with the sides of your fingers or make sure that you smudge the prints. Prints can be easily smudged by giving your fingers a half turn as you withdraw them from the surface.

When you locate the file(s) put them in your briefcase.

On your way out of the room, if the door was locked when you went in, make sure that the door is now unlocked as you'll want to get quickly back in when you return. There are normally buttons on the latch plate of the door that push in and out:



Push in whichever button is out and check the outside doorknob to make sure it is unlocked, and then leave, closing the door behind you.

One other point when going into the room - often you will be working at night and you'll need a source of light. It is inadvisable to turn on lights unless you are thoroughly familiar with the area. You have no way of knowing who can see them especially df the office has an outside window. Instead, you should carry some type of small penlight flashlight. The batteries in these usually wear out after 30 minutes or so, so make sure you have sufficient batteries with you.

7) Return to the xerox room you originally picked out (or, if absolutely necessary, go to an outside xerox machine.).

It is best, if possible, to lock yourself into the xerox room so that noone can easily walk in on you unexpectedly.

One person should xerox while the other person puts the material back in the file, therefore, start xeroxing from the last sheet in the file folder.

You have to keep the files and papers clean of prints, so, if at all possible, wear gloves. If this can't be done then make sure you handle all pages with the sides of your fingers and your palms. This is easy to do after you get used to it.

Usually there is a title written or typed on the file folder. This should be xeroxed also so thatyou can keep the files separated.

If this is an "active" area - i.e. there is some type of current case going on and new material will be added to the file, it is wise to put a small pencil mark (inconspicuously) on the latest page in the file that you copy so you'll know where to start next time. Also, if there are a large number of separate files, you should mark them also inconspicuously so that you will know they have been done should you or someone else have to come back again.

Although I have never found it a problem, you should know that there is an internal counter in virtually all copying machines that will record the number of copies you make.

Also, once I ran across an agency which issued counting device to their employees as an economy measure to cut down on the use of the xerox machine. These devices are rectangular in shape - metal cases about 4"x2"x3/4" - that have a counting mechanism showing through the front "window" of the case. Without having one of these devices you can't operate the xerox machine. To operate the machine you place on of these devices into a rectangular hole on the control panel of the machine and when so placed, the machine will operate (after it is turned on of course).

If you run across this situation you'll have to search the desk tops and drawers in the vicinity of the machine to find one of these devices. This should be done before you search for the file(s).

When you finish xeroxing make sure there are no copies of yours [illegible] in the machine, and turn it off.

[illegible]

Leave the room the way that you found it.

8) Return to the room you got the files from and replace them in exactly the place you got them from.

One thing that is good for the nerves is to be assured that noone has gone into the room (or may still be in there) while you were xeroxing. An easy way to handle this is to take a quite small piece of paper and stick it between the door jamb and the door when you are leaving to do your xeroxing. Leave a small end of the paper sticking out so you can barely see it from the corridor. Then, when you return and you see the paper in the same place you can enter the room with confidence.

If the paper should be disturbed when you return (this has not happened to me) you'll have to decide, based on the situation, whether to wait around and return the file, whether to return the file in some other fashion (e.g. "route" them back using the agency's comm lines, leave them in another office, etc.), or just take the files out with you.

After you have returned the files, look around the room and make sure that nothing else was disturbed.

Also, don't forget to relock a file cabinet if it was locked to begin with and make sure all keys are returned unfingerprinted to where you got them.

When you leave the room make sure the door is now locked (if it was locked to begin with) and smudge any prints that may be on the doorknob.

You should have your copies of the documents wither in an upper flap of your briefcase or in the main part of the briefcase turned face down with a book or legal pad on top. This is in case the guard checks your briefcase on the way out. All he will see are papers and won't be able to read any of them.

9) Miscellaneous:

a) I have nearly always found it better to approach guards and cleaners rather than shy away from them. This would be more in line with the beingness you have assumed.

I always try to establish some ARC with these people so they are comfortable with me in the area and assume that I belong there.

Cleaners usually come in after all the day time empbyees have left the area and therefore are not familiar with the day time employees.

Establishing ARC with these people has been so successful that they can be gotten to open locked doors "because you forgot your key".

There is, of course, the liability that these persons can identify [illegible] have far [illegible] the liabilities.

[illegible]

for you later on. For instance, on one place I was friendly with the guard. One of the cleaners got upset because we were moving around through different rooms. The cleaner went to get the guard, but when the guard saw who we were she told the cleaner not to worry because it was ok for us to be there. Ever after that the cleaner was glad to see us and often opened locked doors for us.

This brings up an interesting point on dub-in. Per the data series, persons faced with an outpoint tend to rationalize the outpoint. So, if you're in an odd or tight situation, keep calm and nonchalantly give a "reason" for that situation. The person you're talking to will usually grab on to the explanation to resolve the outpoint he is faced with.

b) When you are doing walk-ins it is mandatory that two people do it together. The only exception would be an area you are very familiar with and have been in many times, but even this is not a good idea.

There are somany little situations that come up where two people are needed, that it is foolish to do such a cycle with just one. You often will want to have on person down a corridor ready to intercept anyone coming towards a room you are in. Or you may be in a tight situation talking to a guard or other employee and go completely blank on what to say next. The other person can pick up the ball for you - i.e. you always have an outside viewpoint of sorts with you.

The two people should be familiar with each other and have a good amount of ARC established. They should work well together and know what each other will do in a given situation.

They should be well-versed in whatever story they will use and be able to spontaneously peik up a conversationalong the lines of the story.

When two people are just starting out together, even if both are experienced, it is best to do the first few walk-ins in a relatively "easy" area - one you have been inmany times before without incident. This is especially true if one of the persons is inexperienced as it takes a certain amount of time to get over the initial "fear" on these cycles and be comfortable with the beingness.

You should never send two inexperienced persons on a walk-in. They should always be trained with an experienced person first.

c) When doing walk-ins you are looking for specific information in the following order of importance (this also applies to FSM cycles):

1. fileson Scientology
2. Incident material on the area you're in or the personin that area
3. Incident material on other areas (e.g. the IAS file [illegible])
4. Personal information about the individual(s) handling [illegible]

There are exceptions to this. For instance you may do a wa. -in looking for a specific piece of scandal material, but gener.lly the above order of priority should be followed. You don't want to get on #3 before #1 is fully completed, no matter how interesting #3 may be, because your access can be cut at any time.

d) When you are dealing with an extremely large agency or group it is beneficial to mix an FSM with a walk-in.

The FSM will be limited pretty much to a specific area of the agency yet there may be many other areas of the agency that may have files on us. Having the FSM go out of her immediate area alone and walking around in other divisions or sections could be as bad as sending one person in to do a walk-in. There are exceptions to this, of course, where an FSM is extremely familiar with the whole building.

Just follow the normal routine of a walk-in when doing this, and steer clear of the FSM's actual area of employment.

e) Electronics can be a concern when doing a walk-in. There is a possibility that a door can be alarmed or that there are TV cameras that are monitored at a guard station, etc.

I have only run across this in "national Security" type areas which are usually not amenable to a walk-in anyway and require FSMs.

If you have any doubt about an area possibly being alarmed or monitored in some way you should check it out first.

You'll need to go into the area during work hours on some pretext, and get a good look at the inside of the room. You are looking for wires and switches around theinside door frame. Also look in the corridor for a panel that looks like a light switch cover that has a slot for a key, and two lights - usually a red and a green. This turns on and off an alarm system via a key. A green light usually means that the alarm is off and a red light means that it is on.

There are other devices such as pressure sensitivd devices under a rug, or motion detectors, but I have little familiarity with them and have never run into them.

You also want to check the upper corners of the room (near the ceiling) for cameras, and also check the corridors for the same. Then, go to the guard station and see if there are any TV sets for monitoring the rooms and corridors.

If the above is done you can be reasonably certain that the area is "clean" or not.

[illegible]

After you have the documents, you have to put them in a presentab[illegible] [illegible] and send them uplines.

There is currently a large backlog in CDC material - probably about two feet of material - and the backlog grows weekly.

Therefore, you have to have an order of priority in sending material uplines.

Following is the order of priority I use with some exceptions:

1. data on Scientology that deals with a PT situation - Snow White material first.
2. data on Scientology that deals with a past situation - Snow White material first.
3. Incident material on Interpol.
4. non-Scientology information re Interpol (comm lines, finances, minutes of meetings, etc.)
5. incident material on other enemy groups.
6. non-Scientology information re other enemy groups (comm lines, etc.)

Before a pack of material is sent uplines I put it all in date order and retype any documents that will not xerox well. This retyping takes up the most time of any part of the admin cycle.

Also, if there are a number of different files I'll divide them up into separate packs, usually along the lines of the individual file folders they were found in. Sometimes, where there are no logical divisions between the different file folders, and there is a lot of material (such as the Interpol material)), I'll just combine all the different files and put them all in date order and send it uplines with headings like "Interpol Correspondence, Jan - May, 1965". The packs should be no larger than can easily be handled and stapled.

The pack is then ready to be excerpted. While excerpting, the C's and I's are counted and any data of interest is noted on a separate sheet of paper for later follow-up.

The excerption sheet is then typed up with two cc's.

Routing is as follows:

- one copy goes to SEUS Sec(AE) (or via SEUS Sec to Br I Dir [illegible]'l if it is Snow White material),
- one copy goes to CSG Comm-Csg(AE) - this is the original excerpted copy,
- If it is Snow White material a cc just of the excerption sheet goes CSG Asst SW,
- an extra cppy(AE) is made up for WW and sent to SEUS Sec. This routing [illegible], however, is not shown on the cover sheet.
- [illegible] file copy is retained, routed through the AG to the Branch I files.

[illegible] the excerpting you need to make one copy of the excerption [illegible] (since you made two cc's when typing it). If it is Snow White [illegible] two copies - one for CSG Asst SW.

[illegible]

[illegible] SEUS Sec

copy is not required to be re-excerpted in red. CSC gets the original excerpted copy.

When all the reports are compiled they should be put into envelopes - one addressed to SEUS Sec which contains his and WJ's copy, and one addressed to Con Comm USA which contains CSC's and CSC'sAsst SW cppies. These envelopes are sealed with tape, marked "personal", and hand routed to the AC's office for the mailpack. The file copy is also hand routed to the AC's in-basket on her desk.

If an analysis of the documents was done, that would also go into the envelope to the SEUS Sec.

It is smart to try and stay on top of the CDC admin and ensure that at least one report a day goes out.

Also, if you have a spare 15 minutes here or there, use it on retyping documents.

WALK-INS

A walk-in cycle goes generally as follows:

1) You must have a means of access to the building you are interested in. In a government building this almost always means either a government ID (or going in with someone that has a government ID), or an excellent suitable guise. A private building may be as simple as signing in.

When signing in to either a government or private building, the signature should be scrawled and the destination should not be your actual destination. Except in rare cases it is usually sufficient to say you are going to the library or some such place.

You should have a story already made up that will be plausibel should you be asked what you are doing. This story also has to be very flexible or else you have to have different stories for different stages of the walk-in. A story that you would tell a guard on your way into the building may be entirely inappropriate if you're caught with your hand in the file cabinet. And it will make a difference if the person questioning you is a cleaner, guard, employee, and where you are, what you're doing, etc. So think it out well before you go in.

2) Locate a safe space in the building where you can sit down and relax and talk without feeling paranoid.

This can be a library table, an empty office - whatever looks good to you, and that you would feel comfortable with. Lots of times in a walk-in you'll have to sit around and wait a couple of hours for your target area to clear out. If you're not comfortable in the area you're waiting the rest of the cycle can go pretty rough.

While you're looking for this space you also have to really assume the beingness of the type of person you're alleging to be. For instance, if your story is that you are an employee of the organization you are in, you have to feel that you <u>are</u> an employee. If a cleaner walks in on you or a guard asksyou a question you have to approach your response and manner of response from the viewpoint of your beingness. If a cleaner walked in on you in your office at the Org you'd probably say "Hi" and go about your business. You wouldn't get startled or upset or make some dumb excuse and run out of the room.

3) After you've located a safe space and are relaxed in it you should go out and get familiar with the building.

The first thing you have to locate is a xerox machine because if you can't copy the documents there's not much sense in being there. Also, you don't want to have already obtained the file and then have to waste time in finding someplace to copy it.

(Note: There is always the alternative of taking the file out of the building to copy. I very seldom do this unless I have to. I would prefer to copy it in the building because you add too much time to the cycle by traveling to another building. You also have to

sign in and out again with the guard, which looks somewhat odd to an observant guard.)

Most government buildings have an excess of xerox machines. They are usually easy to find. Even most private buildings have a xerox machine in any large office.

You want to choose a machine that is located away from the area that you will be obtaining material from.

In a large government building you simply go to a different divisional area from the target area and find a xerox machine.

If you're in a private buildng, chances are there are many different organizations in the building. Go to another organization or suite of offices and locate a xerox machine there.

Oftentimes you will find the xerox machine locked. If you are familiar with xerox machines you'll know where the "Main On" button is. (Note: its a very good idea to be thoroughly familiar with all manner of xerox, SCM, etc., copiers so that you can easily change paper and toner, clear jams, etc.) It will be protected by a locked cover but should be accessible by lifting up or pulling out a corner of the cover. For instance, on the xerox 7000 you simply lift up the corner of the cover nearest you as high as you can without bending the cover, and stick a finger (or a long instrument like a letter opener) in and push down the "MainOn" button which is located to the front, just a few inches in front of the middle of the machine. Nearly all copiers are accessible with some variation of this, it just takes looking and experience.

Ensure that you can turn on the machine, it works, and that you have sufficient paper. Then leave the machine on and leave the room.

4) Locate the target area. You should already know the room number before going in.

Walk past the room, observing all rooms in the area for any lights or other indications that they are occupied.

If it is apparent that the room, or rooms close to it are occupied, then go back and wait and check again in 30-45 minutes. But don't get into making a lot of trips past the area.

5) When the area is clear then go to the room door and try it to see if it is unlocked.

(Note: it isn't unusual for room lights to be left on and the doors closed with noone in the room. If you have any feeling that someone may still be in a room, then go up and knock. If someone answers, open the door and ask them for a match or to use their phone, or some such. Also, use the opportunity to look at the door latch so that you know its configuration.)

If the door is unlocked, just open it and go in.

If it is locked then you have to figure out a way in. The most successful ways of opening a locked door have been variations on the credit card. This can be used if the latch is slanted or curved going into the door jamb:

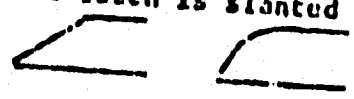

If the latch is straight  then the lock will have to be picked.

If you have a curved or slanted latch (this is the most common type of door latch) and there is no door stop (that strip of wood that

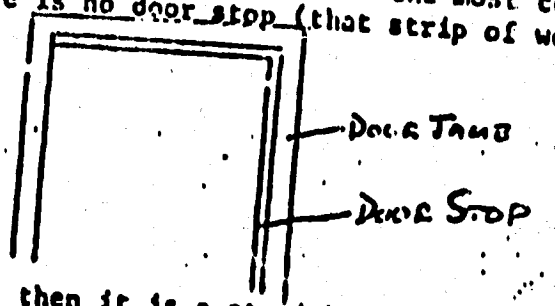

the door closes against) then it is a straight in shot with a credit card type tool (a piece of straight sheet metal is best). You just slide the tool in between the closed door and the jamb and slide it up under the latch - the door should open. In doing this it is usually best to pull the door towards you as it relieves pressure on the latch and makes the card easier to slide up. (See Page 3a)

If there is a door stop (as happens most frequently) then you can't just stick a credit card straight in - it has to bend around two corners:

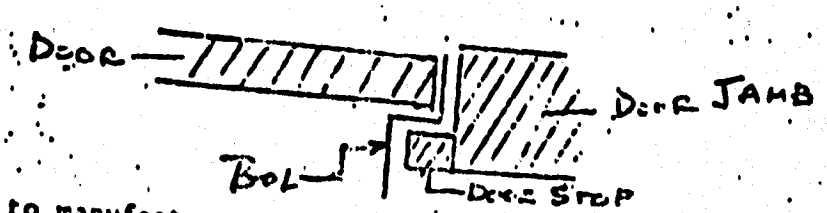

The best thing is to manufacture a permanent tool rather than trying to bend up cards. You should obtain a thin sheet of metal and cut it out in the following shape:

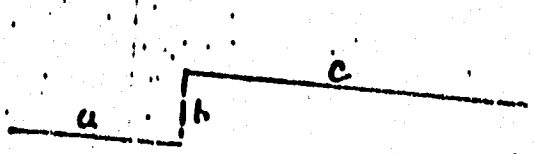

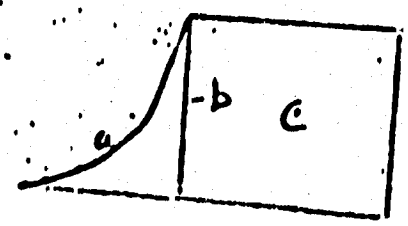

The curved shape assists in raising the latch better than a straight-edge would do. The "b" section should be about as long as the average door stop (about 3/4", but measure it for yourself). The "c" section should be as long as will comfortably fit into your hand. The "a" section should be about 2-1½" long, but only a portion of it will actually be working on the latch. Note that the slope of the "a" section drops off sharply at the beginning.

This tool is then inserted at the bottom of the doorway, slid up the doorway between the jamb and the door - thus opening the latch. If you have trouble inserting the tool, use your foot and push in the lower corner of the door as far as it will go. This should give you

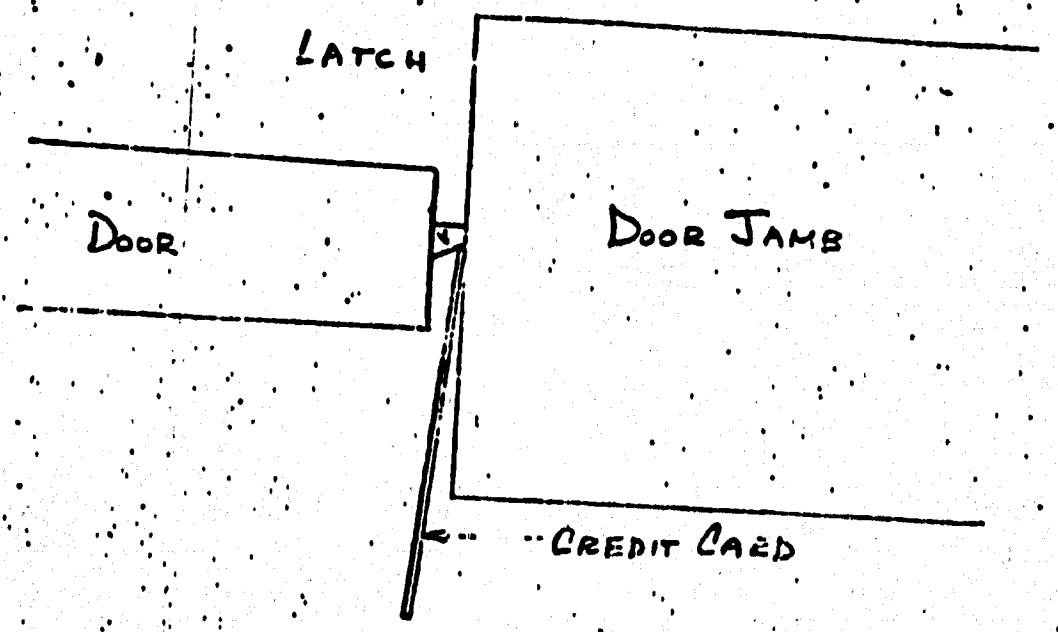

The credit card is simply iserted in the space between the door and the door jamb and used to slide the latch out of the door jamb, working on the slanted part of the latch.

sufficient room to insert the tool. (See Page = 4a, 4b)

It should be noted that you will need two tools - one for right hand doors and one for left hand doors.

As with the straight in shot it is usually best to pull the door towards you to relieve someof the pressure on the latch.

Often you will have to move the tool back and forth several times (or more correctly - up and down) to catch the latch correctly, while moving the door back and forth. Its a "feel" thing that you need experience on.

Now, very occasionally you find a latch that slants back into the room rather than out - that is, if you could look down on the latch from the corridor you would see  rather than the normal  . I have only found that this occure on doors without stops.

In this case, the tool, or credit card, won't work because the slant of the tool or the credit card is going in the wrong direction. You have to get something behind the latch to pull towards you.

Therefore, you should also carry about a 5 inch strand of flexible wire. The wire should be woven strands rather than one thick strand. The best I've found is the type of wire used to hang pictures that you can pick up at most hardware or drug stores.

Take this strand of wire (assuming there is no stop on the door jamb) and bend it in a semicircle. Slip the wire under the latch and maneuver the top of the wire out above the latch. Grasp both ends of the wire firmly and work it back and forth, pulling both ends towards you - and thereby working the latch out of the door jamb:

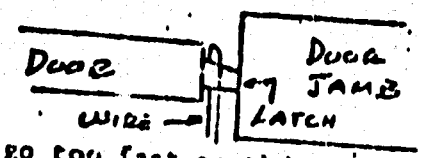

You have to be careful not to go too fast on this or you'll slip the latch out of the door jamb and have it slip right back in after the wire clears it.

These methods of opening locked doors have worked about 75% of the time. There are occasions where they won't work due to doors too tight, uncilled latches, etc.

There are also many odd configurations of latches and it helps to know exactly what the latch looks like. You can often find an unlocked door in the area, examine it (the latch), and try your tool out first on that door to get the feel for slipping that particular type of latch.

You'll also very occasionally run into doors with two locks on it which can be slipped. In this case you need two tools. Insert one of the tools from the tope of the door, slip the latch and hold [illegible]. Then insert the second tool from the bottom of the

BAD COPY

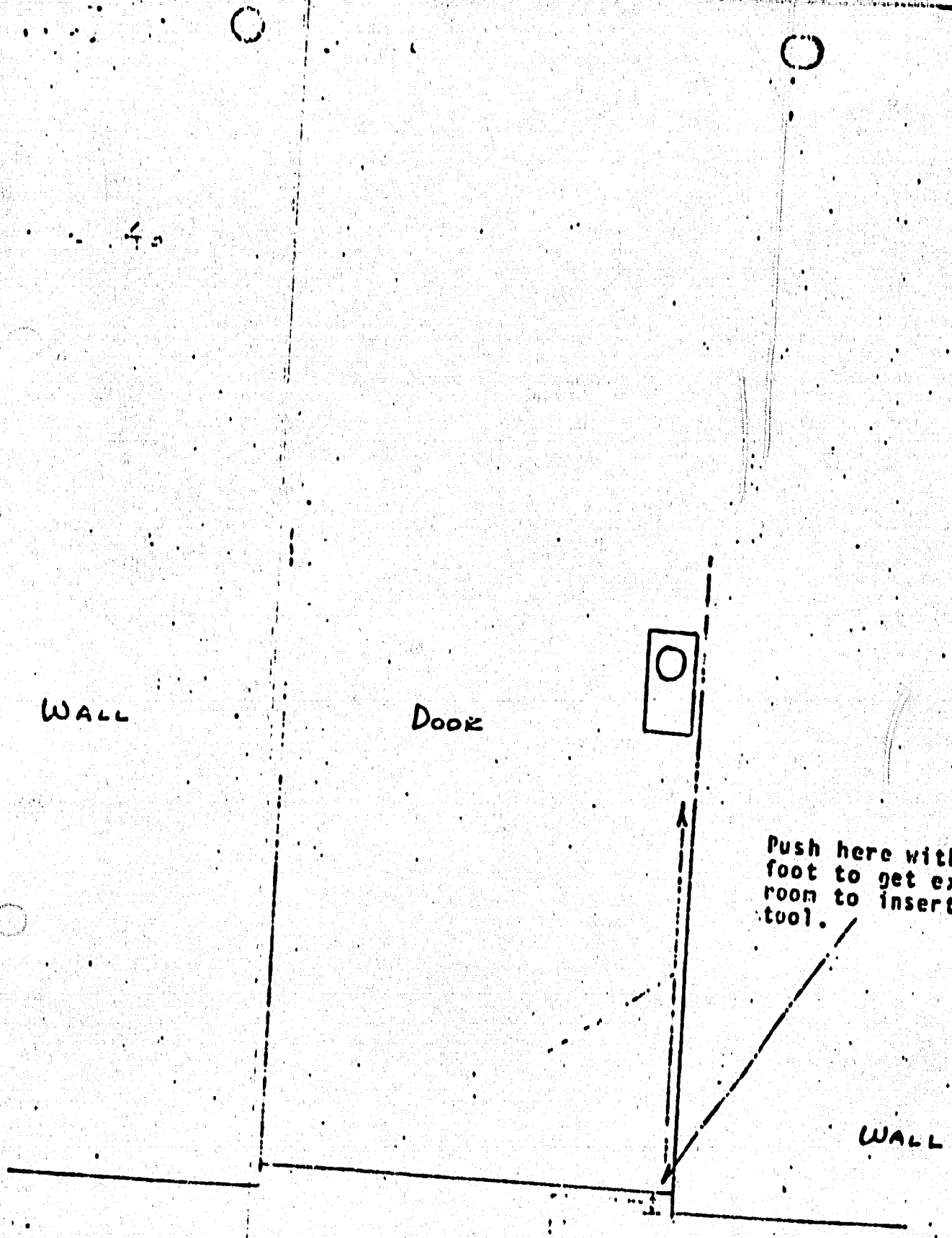

Once the tool is in position then slide it up the side of the door/door jamb to the latch.

USE this extra space to maneuver the tool between the door, the stop and the door jamb.

door, slap the second latch and the door should open.

If a door won't open at all with this method, there is a very good chance (especially in government buildings) that there is a suite of interconnecting rooms adjacent to the room you are interested in. In this case, just try an adjacent door and go through the same routine again. If you have a number of different doors that could lead you to the same room, check the amount of "play" or looseness in each door and try the one that is loosest first.

Also, an old successful action if you know you are dealing with a suite ofrooms, is to go into the rooms during the day and unlock one of the locked doors. It is likely that a door found locked during the day remains locked all the time and that other doors in the suite are used as the entrances/exits. The "locked" door is likely to not be checked each day on the assumption that it will stay locked. The best doors to choose for this are ones that tables, chairs, etc., have been pushed up against, as these doors are obviously not used as entrances/exits.

Of course, when you go into the suite of rooms during the day you shold have a well worked out suitable guise that will logically explain your being there, or you won't get close enough to the door to unlock it unobtrusively.

One such suitable guise that was used involved going into the offices during the day with a clipboard and informing the secretaries that "Facilities Management" needed to check the locks on all doors. We had one door stay unlocked for three months using this technique.

By this time you should be in the office. If you're not, you either need more practice or you'll have to pick the lock.

The advantage, by the way, of slipping a latch as opposed to picking a lock is 1) to slip a latch takes 2-10 seconds compared with at least several minutes to pick it (unless you're very good), and 2) you don't need as much training and experience.

6) Once inside the office you have to locate the file you are interested in.

Most often the file will be located in a file cabinet and probably 50% of the time the cabinet will be locked.

As soon as you run into a locked file cabinet, immediately check the top middle drawer of every desk in the area of the cabinet and you'll almost surely find the key. If you can't find the key there, you'll have to search more thoroughly in different desk drawers. These keys have also shown up in file card boxes, taped to the cabinet, and locked in safes. But, I have never found a locked file cabinet and not been able to find the key in the room.

Combination safes occur infrequently. Like file cabinets, the combination is almost always laying around somewhere in the room.

PAGE 46

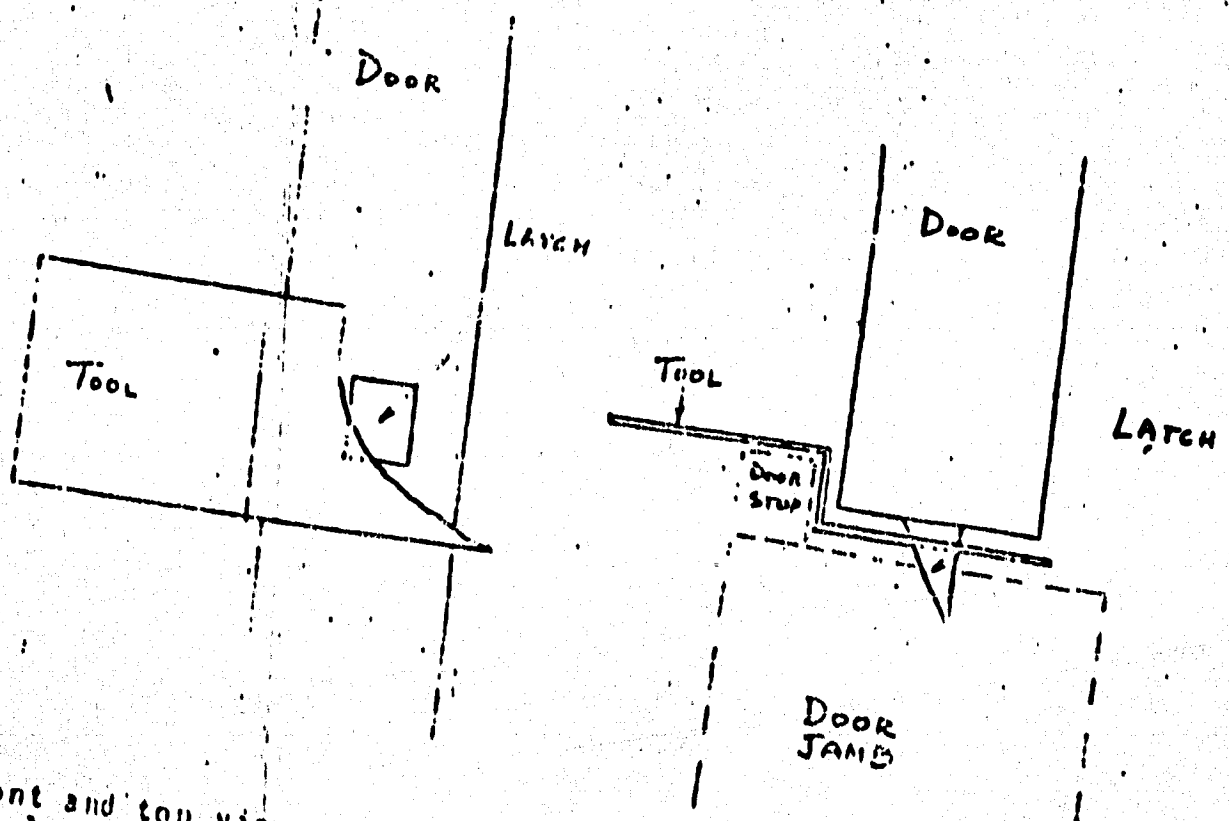

Front and top view of how the slanted tool works on the latch. As the tool is moved upwards, it forces the latch out of the door jamb.

again, check the top middle desk drawers of any desks in the vicinity of the safe, looking mainly for an index card sized piece of paper with the combination on it. (For some reason, all combinations I have found have been on this type of paper.) If you find nothing then check any alphabetical file card boxes. I have found the combination listed under "safe", "file", and "lock", but oddly, neveer under "combination". If you dont find it there you'll have to do a thorough search of other drawers and desk areas. There has been only one occasion where we weren't able to locate a safe combination - they are pretty easy to find.

Also, make sure that you know how to dial a safe combination. The most normal are 4 turns left (this is actually three times past the number and the 4th turn stops at the number), 3 turns right, 2 turns left, and one turn right to zero. You then turn the inside knob of the dial all the way to the right while holding the dial at zero:



When this is done then turn the dial as far right as it will go and the safe will open. On safes with no inside dial, just don't stop at zero. Go all the way to the right on the last turn and the safe will open.

When you're finished with the safe make sure to set the dial back where it was before you opened it.

By going through the file cabinets, safes, desk drawers and desk tops you should now locate the file you are looking for.

One point to keep in mind while searching for the file is to keep the area (and the file when you find it) free of fingerprints. Optimumly you should wear gloves. If this is not possible and you have to touch something, do so with the sides of your fingers or make sure that you smudge the prints. Prints can be easily smudged by g' ing your fingers a half turn as you withdraw them from the surface.

When you locate the file(s) put them in your briefcase.

On your way out of the room, if the door was locked when you went in, make sure that the door is now unlocked as you'll want to get quickly back in when you return. There are normally buttons on the latch place of the door that push in and out:



...n whichever button is out and check the outside doorknob to ... sure it is unlocked, and then leave, closing the door behind you.

One other point when going into the room - often you will be working at night and you'll need a source of light. It is inadvisable to turn on lights unless you are thoroughly familiar with the area. You have no way of knowing who can see them especially df the office has an outside window. Instead, you should carry some type of small penlight flashlight. The batteries in these usually wear out after 30 minutes or so, so make sure you have sufficient batteries with you.

7) Return to the xerox room you originally picked out (or, if absolutely necessary, go to an outside xerox machine.).

It is best, if possible, to lock yourself into the xerox room so that noone can easily walk in on you unexpectedly.

One person should xerox while the other person puts the material back in the file, therefore, start xeroxing from the last sheet in the file folder.

You have to keep the files and papers clean of prints, so, if at all possible, wear gloves. If this can't be done then make sure you handle all pages with the sides of your fingers and your palms. This is easy to do after you get used to it.

Usually there is a title written or typed on the file folder. This should be xeroxed also so thatyou can keep the files separated.

If this is an "active" area - i.e. there is some type of current case going on and new material will be added to the file, it is wise to put a small pencil mark (inconspicuously) on the latest page in the file that you copy so you'll know where to start next time. Also, if there are a large number of separate files, you should mark them also inconspicuously so that you will know they have been done should you or someone else have to come back again.

Although I have never found it a problem, you should know that there is an internal counter in virtually all copying machines that will record the number of copies you make.

Also, once I ran across an agency which issued counting device to their employees as an economy measure to cut down on the use of the xerox machine. These devices are rectangular in shape - metal cases about 4"x2"x3/4" - that have a counting mechanism showing through the front "window" of the case. Without having one of these devices you can't operate the xerox machine. To operate the machine you place on of these devices into a rectangular hole on the control panel of the machine and when so placed, the machine will operate (after it is turned on of course).

If you run across this situation you'll have to search the desk tops and drawers in the vicinity of the machine to find one of these devices. This should be done before you search for the file(s).

When you finish xeroxing make sure there are no copies of yours [illegible] the machine, and turn it off.

[illegible]

BAD COPY

[illegible] the room the way that you found it.

8) Return to the room you got the files from and replace them in exactly the place you got them from.

One thing that is good for the nerves is to be assured that noone has gone into the room (or may still be in there) while you were xeroxing. An easy way to handle this is to take a quite small piece of paper and stick it between the door jamb and the door when you are leaving to do your xeroxing. Leave a small end of the paper sticking out so you can barely see it from the corridor. Then, when you return and you see the paper in the same place you can enter the room with confidence.

If the paper should be disturbed when you return (this has not happened to me) you'll have to decide, based on the situation, whether to wait around and return the file, whether to return the file in some other fashion (e.g. "route" them back using the agency's comm lines, leave them in another office, etc.), or just take the files out with you.

After you have returned the files, look around the room and make sure that nothing else was disturbed.

Also, don't forget to relock a file cabinet if it was locked to begin with and make sure all keys are returned unfingerprinted to where you got them.

When you leave the room make sure the door is now locked (if it was locked to begin with) and smudge any prints that may be on the doorknob.

You should have your copies of the documents wither in an upper flap of your briefcase or in the main part of the briefcase turned face down with a book or legal pad on top. This is in case the guard checks your briefcase on the way out. All he will see are papers and won't be able to read any of them.

9) Miscellaneous:
a) I have nearly always found it better to approach guards and cleaners rather than shy away from them. This would be more in line with the beingness you have assumed.

I always try to establish some ARC with these people so they are comfortable with me in the area and assume that I belong there.

Cleaners usually come in after all the day time empboyees have left the area and therefore are not familiar with the day time employees.

Establishing ARC with these people has been so successful that they can be gotten to open locked doors "because you forgot your key".

[illegible] is, of course, the liability that these persons can identify [illegible] have for [illegible] the liabilities.

[illegible]

BAD COPY

for you later on. For instance, on one place I was friendly with the guard. One of the cleaners got upset because we were moving around through different rooms. The cleaner went to get the guard, but when the guard saw who we were she told the cleaner not to worry because it was ok for us to be there. Ever after that the cleaner was glad to see us and often opened locked doors for us.

This brings up an interesting point on dub-in. Per the data series, persons faced with an outpoint tend to rationalize the outpoint. So, if you're in an odd or tight situation, keep calm and nonchalantly give a "reason" for that situation. The person you're talking to will usually grab on to the explanation to resolve the outpoint he is faced with.

b) When you are doing walk-ins it is mandatory that two people do it together. The only exception would be an area you are very familiar with and have been in many times, but even this is not a good idea.

There are somany little situations that come up where two people are needed, that it is foolish to do such a cycle with just one. You often will want to have on person down a corridor ready to intercept anyone coming towards a room you are in. Or you may be in a tight situation talking to a guard or other employee and go completely blank on what to say next. The other person can pick up the ball for you - i.e. you always have an outside viewpoint of sorts with you.

The two people should be familiar with each other and have a good amount of ARC established. They should work well together and know what each other will do in a given situation.

They should be well-versed in whatever story they will use and be able to spontaeneously peik up a conversationalong the lines of the story.

When two people are just starting out together, even if both are experienced, it is best to do the first few walk-ins in a relatively "easy" area - one you have been inmany times before without incident. This is especially true if one of the persons is inexperienced as it takes a certain amount of time to get over the initial "fear" on these cycles and be comfortable with the beingness.

You should never send two inexperienced persons on a walk-in. They should always be trained with an experienced person first.

c) When doing walk-ins you are looking for specific information in the following order of importance (this also applies to FSM cycles):

1. Gileson Scientology
2. Incident material on the area you're in or the person in that area
3. Incident material on other names (e.g. the ABS file [illegible])
4. Personal information about the individual(s) handling [illegible]

There are exceptions to this. For instance you may do a wa. -in looking for a specific piece of scandal material, but generally the above order of priority should be followed. You don't want to get on #3 before #1 is fully completed, no matter how interesting #3 may be, because your access can be cut at any time.

d) When you are dealing with an extremely large agency or group it is beneficial to mix an FSM with a walk-in.

The FSM will be limited pretty much to a specific area of the agency yet there may be many other areas of the agency that may have files on us. Having the FSM go out of her immediate area alone and walking around in other divisions or sections could be as bad as sending one person in to do a walk-in. There are exceptions to this, of course, where an FSM is extremely familiar with the whole building.

Just follow the normal routine of a walk-in when doing this, and steer clear of the FSM's actual area of employment.

e) Electronics can be a concern when doing a walk-in. There is a possibility that a door can be alarmed or that there are TV cameras that are monitored at a guard station, etc.

I have only run across this in "national Security" type areas which are usually not amenable to a walk-in anyway and require FSMs.

If you have any doubt about an area possibly being alarmed or monitored in some way you should check it out first.

You'll need to go into the area during work hours on some pretext, and get a good look at the inside of the room. You are looking for wires and switches around theinside door frame. Also look in the corridor for a panel that looks like a light switch cover that has a slot for a key, and two lights - usually a red and a green. This turns on and off an alarm system via a key. A green light usually means that the alarm is off and a red light means that it is on.

There are other devices such as pressure sensitive devices under a rug, or motion detectors, but I have little familiarity with them and have never run into them.

You also want to check the upper corners of the room (near the ceiling) for cameras, and also check the corridors for the same. Then, go to the guard station and see if there are any TV sets for monitoring the rooms and corridors.

If the above is done you can be reasonably certain that the area is "clean" or not.

BAD COPY

After you have the documents, you have to put them in a presentable form and send them uplines.

There is currently a large backlog in CDC material - probably about two feet of material - and the backlog grows weekly.

Therefore, you have to have an order of priority in sending material uplines.

Following is the order of priority I use with some exceptions:

1. data on Scientology that deals with a PT situation - Snow White material first.
2. data on Scientology that deals with a past situation - Snow White material first.
3. Incident material on Interpol.
4. non-Scientology information re Interpol (comm lines, finances, minutes of meetings, etc.)
5. incident material on other enemy groups.
6. non-Scientology information re other enemy groups (comm lines, etc.)

Before a pack of material is sent uplines I put it all in date order and retype any documents that will not xerox well. This retyping takes up the most time of any part of the admin cycle.

Also, if there are a number of different files I'll divide them up into separate packs, usually along the lines of the individual file folders they were found in. Sometimes, where there are no logical divisions between the different file folders, and there is a lot of material (such as the Interpol material)), I'll just combine all the different files and put them all in date order and send it uplines with headings like "Interpol Correspondence, Jan - May, 1965". The packs should be no larger than can easily be handled and stapled.

The pack is then ready to be excerpted. While excerpting, the C's and I's are counted and any data of interest is noted on a separate sheet of paper for later follow-up.

The excerption sheet is then typed up with two cc's.

Routing is as follows:

- one copy goes to SEUS Sec(AE) (or via SEUS Sec to Br I Dir at'l if it is Snow White material),
- one copy goes to CSC Comm-Csg(AE) - this is the original excerpted copy,

If it is Snow White material a cc just of the excerption sheet goes to CSC Asst SW,

An extra copy(AE) is made up for [illegible] and sent to SEUS Sec. This routing [illegible], however, is not shown on the cover sheet.

File copy is retained, routed through the AG to the Branch I files.

[illegible] the excerption, you need to make one copy of the excerption [illegible] (since you made two cc's when typing it). If it is Snow White [illegible] three copies - one for CSC Asst SW,

[illegible] SEUS Sec

copy is not required to be re-excerpted in red. CSC gets the original excerpted copy.

When all the reports are compiled they should be put into envelopes - one addressed to SEUS Sec which contains his and KM's copy, and one addressed to Con Comm US which contains CSC's and CSC'sAsst SW cppies. These envelopes are sealed with tape, marked "personal", and hand routed to the AC's office for the mailpack. The file copy is also hand routed to the AC's in-basket on her desk.

If an analysis of the documents was done, that would also go into the envelope to the SEUS Sec.

It is smart to try and stay on top of the CDC admin and ensure that at least one report a day goes out.

Also, if you have a spare 15 minutes here or there, use it on retyping documents.

BAD COPY

this is written as if they were protecting themselves but it obviously has to on breaking in.

62

WHITE-UP 1 May 1974

To all DG Infos and AG Infos

RE: SECURITY AND THEFT OF MATERIALS

From time to time files, policies, technical materials and documents vital to the Church have been stolen from Organizations. These thefts are usually performed either by PTSs and nut-cases who hope to make some personal gain out of selling or using the material. On other occasions such thefts are committed by professionals operating in the field of data collection. It is important that for purposes of security we be able to recognize the difference between a nut and a professional. Therefore I am giving here a description as to how the professional operates in stealing materials by infiltration or by straight breaking, entering and theft.

Many references are available on this subject concerning industrial espionage and a large volume of books have been written on the subject. However, it would appear that a lot of this data has been ignored and it is time that we had it.

CASING

The first step in any breaking and entering job is casing. This consists of checking out the area to ascertain the possibilities for breaking into the premises. It frequently amounts to the surveillance of an unfixed duration made on the place to obtain a rough or precise idea of the schedules of the staff, when the office is empty, whether there are burglar alarms and what is the best method of entry.

Other factors such as police patrols in the area, number of public passing by the area, visibility through windows etc., can be considered depending on circumstances. The person doing the casing usually takes every effort to ensure that he is not spotted while he is doing the casing, as the police are very used to this method and consequently after a theft has been reported or documents found missing will check this aspect to see if any strangers have been noted in the neighbourhood, etc.

SECURITY OF THE OPERATION

The first consideration on security is always the personnel chosen to do the job. Professionals would usually choose someone who is confident and competent, easily trainable and fully trained. In other words in Scientology terms, people who are not PTS, who are not ethics cases. Additionally one would normally choose someone who is motivated by duty or other high motivation to prevent later sell-outs or discovery by reason of an agent turning.

The second security is basically to devise a plan based on effective casing that avoids any chance encounters, mistakes or confusions while the operation is being executed.

BAD COPY

C-10
p 90
176

The third security on the operation itself is the factor of returning the materials before they are noticed to be missing, thereby preventing anyone from ever finding out that a theft has occured. This subject is covered later.

SECURITY OF THE OPERATIVE

Professionals at all times wear gloves during an operation. This prevents fingerprints being left behind by which the agents could be traced. Gloves used are frequently light cotton gloves such as women's dress gloves. Another type used is an underglove used by motorcycle riders to wear underneath the motorcycle gauntlet to keep their hands doubly warm in winter. Such gloves are thin and do not interfere too much with the use of hands and fingers for detailed jobs. Additionally papers, files and other material can be leafed through or paged through easily.

If there is any difficulty in handling papers with gloves on, an agent might use rubber finger stalls to help him read through documents. These are small rubber caps with a rough surface that go over the tips of the fingers, used by people who have to do a large amount of paper sorting.

The reason for using gloves has nothing to do with the actual identification of the agent in connection with the job at hand, unless the agent is picked up at a later date or on another job. However, gloves are worn as a routine matter because someone doing a series of jobs in a row could leave himself wide open by leaving prints behind for the police to compare prints on several different jobs, find out that only one individual was involved and possibly by thoroughness of checking, isolate the people or persons who were in the area at the right times. Therefore professionals always wear gloves, whether his prints are recorded with an official agency or not.

There are only a few surfaces that will take a fingerprint that can then be cleaned off. Such surfaces are plastics and metal. Virtually every other surface will retain a print for a long period of time! Modern scientific methods have made it possible to retrieve prints that have long since faded with age and are not recoverable by the old-fashioned technique of fingerprint powder. Scotland Yard have in fact developed a device that will pick up a fingerprint off a piece of paper that has been floating in a river for over three months.

SECURITY OF THE ORGANIZATION

Professionals are always working for some person or group which for the purposes of this section will be referred to as an organization. If the agent's motivation for working for the group is high, then this section will concern the agent as well.

Any professional intelligence group has to confront the possibility that at some stage an agent will be picked up. The most serious of these is when the agent is picked up in the actual act of stealing documents or in position where he is about to steal documents, or has just stolen documents and is moving to his base with the material. Therefore agents are frequently given instructions along the lines of " if you are picked up by the police, don't say anything more than you are required to by law", which is usually your name and address but this varies depending on the area. This is of course if the agent is in a position where no story would explain the out-joints confronting the police. The agent will probably be arrested at this stage and should quietly arrange a lawyer

through a law society or legal aid society. Such societies abound these days and a name and address of one can be memorized beforehand.

The organization usually arranges some method of communication so that the agent can tip them off that he has been picked up. Any organization that has a desire to retain its agents or to continue recruiting agents, usually has the sense to provide bail through some bail bond system that allows the organization to remain anonymous, pays any legal fees incurred and gives every possible moral encouragement.

Additionally, any agent working on such operations would have nothing in his possession that connected him with the organization, nothing at his home address that connected him with organization and no possible way of tracing him back. For example, an alternative employment or no employment, but certainly no mention of employment by the organization. This is the usual exchange between agent and organization in the event of an arrest. The agent protects the organization, the organization assists the agent in every possible way. Such preparations are also usually made well in advance, so that the agent's recent history does not show any connection with the organization.

COVER STORY

One trick used by professionals is, after the casing has been completed and the plan decided on, a series of cover stories are worked up to cover each stage of the operation in the event that the operation is blown at any point. Such cover stories usually relate to the most vulnerable state of operation. For example, an agent might prepare a story as to why he was in that particular neighbourhood, why he was on that particular street, why he knocked on that particular door, even what he was doing in that particular backyard. Thus if he is picked up at any of these points he has a plausible explanation as to what he is doing.

On occasion cover stories are worked up to cover being caught in the act. It is sometimes to the advantage of the agent and the organization, if the police believe that the agent was actually breaking in for money or goods, rather than documents or files, as the police have a common fight with criminals who they can duplicate, but sometimes get frantic when confronted with intelligence operations. Such cover stories as mentioned above would also be designed to handle the local security guard, the local resident or staffmember or whoever discovers the agent in the beginning stages of the operation.

TOOLS AND EQUIPMENT

Tools and equipment have always been a problem to agents in any operation because the standard lock picking devices; crowbars, sledgehammers and hacksaws and standard items used for breaking into a place are easily recognized by the police. In fact in some places carrying such instruments is in itself an offence. An agent picked up on suspicion prior to an operation could find himself in hot water even though he had not yet actually done anything. Therefore an agent will usually try instead to obtain a key to the place he wants to enter beforehand or find a method of entry that does not require the use of instruments and tools. As this is not always possible an agent will attempt to avoid detection by

carrying the tools for as short a time as possible in connection with the operation being done, or disguise the tools in some way that they cannot be recognized, such as a thin plastic comb instead of a strip of cellulose or a hairgrip instead of a lock pick.

Some agents and organizations devise ingenious methods of hiding the equipment usually in concealed pockets in rigid items such as cigarette lighters and fountain pens. Most agents, however, rely on the two key factors involved during an operation which are 1) attending to minor detail before you get started, and 2) keeping your cool and staying up together while the operation is on.

THE FILES THEMSELVES

Best way of preventing being caught at a later date is of course to ensure that no one finds out that anything ever happened in the first place. In other words copy the files and return them. Most agents operate on this basis, at least the professional ones do. However, orgs have also been plagued with files going missing and never to be seen again. Such operations are not professional, unless done with the express purpose of making the files disappear in the first place. This is of value to some professionals as a file containing vital planning or documents disappearing, could have damaging effect on the group. Obviously gloves would also be used when the documents are copied and in the subsequent operation to return the documents.

PLANTS

There has already been much written about plants so I won't go into any great detail here, but just two notes.

A plant in any organization or group has a job in an area he operates in. The staff of the organization are accustomed to seeing the person in that area. Additionally the person's fingerprints would normally only be found in that area. Therefore a plant wishing to remove files from another section of an organization would do so at a time when he or she wouldn't be seen and would do it with only gloves on.

I hope you will find the above useful. I may have gone into too much detail in some places, but the data should help you combat thefts of documents effectively as anyone of the points outlined picked up on a person, would be an indicator of a professional operating. I hope you will keep alert to these.

W. Dudley
D/G Information WJ

C-10
P90
106

Security.

[illegible] are certain key words and watchs of the utmost importance [illegible] and [illegible] to be [illegible] [illegible] [illegible]

material ever can be confiscated no matter [illegible] press will [illegible] merely on word, claim, or even need, as a week in the cooler. It will [illegible] pick up the [illegible] as before.

No notes [illegible] are to be left behind or stored on [illegible]

By slide and use of blood [illegible] have [illegible] extremely [illegible] edges [illegible] [illegible] [illegible]

BAD COPY

6500

the Sh[illegible]ather. [illegible] the police find evidence [illegible] but fail to make [illegible] with the [illegible] would have any kind of [illegible] [illegible] fail to find explosives but find plenty of other [illegible] things.

BAD COPY

0700

how to steal document

COPY

17 OCT 71

INT HATTING:

THE STRIKE

file in appropriate
not folder

A strike is the action of gathering information on a covert basis. It is performed by one or more agents (persons doing the strike), who are intentionally aiming at a target (the desired info, or therperson who has the target info, etc.).

It is assumed that the individual is hatted as an INT agent.

The strike is done in 12 steps, and each step follows consecutively (thus, step 2 should not be begun until step 1 is completed, and any new observation pertaining to an earlier step during the doingness of a latter step requires re-evaluation of the interim steps and verification of all the data acquired in the process).

The amount of time spent on a step and the amount of info needed for a respective step to be completed depends upon the target. The objective is to get all of thettarget info, by whatever means is necessary. For example, if the target is well-known and readily accessible to the agent(s), the strike may be achieved very quickly. On the other hand, if the agent(s) knows very little about the target, has no current access to the target, and the target is a large quantity of data, it may take extensive research, planning, and on-target observation to begin the actual strike.

The quantity of knowledge needed to complete each step is relative to the circumstances of the target.

THE STEPS OF STRIKING

1) Receive the assignment to strike. This usually comes in the form of an order from the agent's senior. The senior may either officially order or unofficially suggest the strike, either way, the idea is given to the agent that the info must be covertly gathered from some source.

2) Take ownership of the job. Here the individual determines that he is going to be the one to do the strike.

3) Identify the target. This may be knowing the name of a person or group on whom info must be covertly gathered, or it may be knowing the specific location of the piece of wanted data, or simply being told to "see what they are up to." Either way, the purpose here is to haveaa starting basis for the strike.

4) Gather info on the target area (the location of the target) for the purpose of striking. This includes any info that would be pertinent to striking. Info is pertinent to striking if it helps the agent to locate (pin-point) the specific target, gain access to the target area and the target, learn the routines of the target area, or anything else that would help to put the agent in control of the target during the strike itself.

18

#2 - SECURITY RADIUS: a distance around the target that can be postulated as creating a safe condition for strike activity. The radius may be used to listen for persons coming near the target area during strike-preparation and actual strike activity. (eg. If the strike requires that no one know that the agent has been in the target area, the agent should be able to hear someone enter his security radius and quickly leave the target area without being seen or heard by the intruder and without leaving evidence of his presence).

#3 - If the target is extensive written material, it may be most optimum to have a separate location from the target area for reading and xeroxing or transcribing the data ---- this is called a SAFE READING PLACE. If this is needed for strike activity, it should be determined during step 7 of striking procedures.

The final aspect of step 7 is evaluation of all data obtained upon direct observation of the target area and re-evaluation of the data learned in the preceding six steps in light of the direct observation data.

8) Determine how to safely get the target information from the target area to the person who wants the info. (this would include making sure that the agent's cover is adequately planned (eg. the big purse, etc.)

9) Plan the actions, step by step, that will be necessary in doing the strike. For instance, it may be found that the most optimum time to strike is between 12:30 PM and 12:55 PM. Thus the agent would plan to arrive at the target area at 12:31 PM; if the target area is safe (no persons present), he would then proceed to perform the strike, always listening to his security radius for intruders; he would proceed with operations until 12:50 PM, making sure that he is out of the target area by 12:52 PM. This plan might include hitting the target, getting the info xeroxed in the safe reading place, and returning the target info to its original location by 12:50 PM.

This step includes preparation for any unusual circumstances that might arise and how they would best be handled. For instance, if someone entered the security radius of the above situation at 12:40 PM, would the agent leave the area immediately or wait for the person to leave the security radius?

The purpose of step 9 is to make sure that the agent has enough knowledge to perform the strike safely, accurately, and thoroughly.

10) On the basis of the preceding steps, begin either a pretend dry-run of the strike (to check for unknowns and remedy them immediately) or do the actual strike, depending on the circumstances of the entire situation.

The following is an example. It was actually done by an agent in both dry-run and actual strike procedures at a national organization's headquarters. The agent was a full-time employee of the group, and worked on a different floor from the one where the target info was located. The agent had to maintain a totally safe operating condition during strike procedures (ie, it was predetermined that anyone within the security radius was dangerous to the agent and warranted stopping strike activity immediately, and that the less

time spent in the target area the more safe the operating condition):

a - agent went to the target area --- no one else was present --- proceeded.
b - agent found target file.
c - agent stood near target file --- the label appeared to indicate this file was the target. Agent determined a safe radius for future activity and listened for the usual sounds --- a through c were safe, proceeded.
d - agent checked file contents, always listening to the security radius. Still safe, so agent proceeded.
e - file contents appeared to be wanted, could agent pull them to take to the safe reading place? Yes. Agent proceeded.
f - Agent took file to safe reading place, going by the (predetermined) quickest route, agent observed security radius at all times.
g - target data was exactly what was wanted. Agent xeroxed data and then hid xeroxes in a place that was safe while the agent was returning the target materials. This included the possibility that the agent would not be able to return to the hiding place for quite a while and a place that would not indicate that the xeroxes belonged to the agent if another person found them.

h - agent returned to target area, repeating steps a through c, then put file back exactly where it was found (continually observing the security radius).
i - agent took target data (xeroxes) out of the building without being suspected. This required wearing a cape under which the xeroxed data was hidden in a large purse and being friendly with the night guard.
j - Agent took evidence and written repour of all strike-related activities to agent's senior within 3 hours after strike occurred.

11) Get info to the person who wants it, by the safest and quickest route.

12) Report all strike-related actions in a written report.

It should be noted here that written progress reports (most optimum) and verbal reports may be given to the agent's senior at any time during the strike procedures. Any report should be written with the objective of informing the senior of the progress done to date and/or reporting any change in agent-like or strike-related activities. A report never serves the purpose of asking the agent's senior to handle the agent's problems.

15
4/5

14

SUMMARY AND COMMENTS

As stressed before, the individual circumstances of the target and the agent determine the extensiveness of the work done in each of the 12 steps and the time it takes to achieve the strike.

If the agent is required to return to the target area on several occasions to get the target info, he should always be observant of new developments and handle each new development as it arises. This may mean simply making a small adjustment in the plan of striking or it may mean a total halt of all agent-like activity until the agent is safely able to continue with the preparation steps and doingness of the strike. (As when the target begins to suspect the agent's activities and tries to protect itself from a strike).

Certain striking activities require more security than others. The agent must determine the degree of security he must maintain, as it is relative to his individual situation. In order to achieve the strike.

Whether a strike takes 18 minutes to prepare for or 15 months, the key to the whole game is observing what is really there, not what you were told should be there; and working on the basis of what you know.

END OF REPORT

Kathy Gregg
INT CH COMM
INT CHGO

56

C-10
P96
106

Security.

Operations are carried out, inside and outside of the office, under maximum security conditions. They require greater secrecy than general BI actions do. It is important that the concept of what an operation is, and what it is calculated to do, is kept from general knowledge. It is not part of normal staffmember training, is not generally communicated to raw students in the bureau, and is certainly not communicated to any other CO staffmember in the normal way. The operations section is not a casual pranks dept.

This writeup is intended to give an idea of how operations should be handled, and should not by any means be regarded as complete. It only represents this writer's experience, and anyone engaging in such actions should know that the prerequisite is essentially common sense and an ability to make things go right. Operations personnel should be fairly familiar with police procedure in the country in which they are operating, and should read up on forensic science. They should be fairly real on the environment in which they are operating. And contributions based on experience are welcome.

Operations activities dealt with here are as follows, in order of [illegible]

[illegible]

'Straight letters'

[illegible]

'Straight phonecalls'

[illegible]

There are other ways of killing the cat, of course, but these have been the ways that have been most often used, and which have proved to cause the most effect for an optimum amount of effort.

On any operation, the person responsible must not leave behind him any traceable evidence of operations activity. Further there are things which it is not politic to do under any circumstance, such as physical violence, or the threat of it. Operating procedure is merely to either remove an enemy from his [illegible], defined position of power against us, or to threaten that which he protects in order to have him cease his attacks, and operations are only done with this product in mind. Anything else is either a waste of time or an unnecessary risk.

No operation may at any time use writing other than that produced on a regularly replaced operations typewriter bought for that specific purpose, and kept for the exclusive use of external operations; with the exception of handwriting that accurately reproduces a small amount of an enemy's handwriting, or letterpress that is destroyed after use, or betrayed.

Further, a log is kept on each operations typewriter of the purpose for which it is used, subject, date, person using, etc., which is destroyed when the typewriter is sold or disposed of. Also, when being [illegible], the typewriter's original handbooks and invoices are destroyed, the entire machine is cleaned of fingerprints, and the carbon ribbon is replaced and destroyed. The machine is then a) dropped in a lake in pieces or b) sold in such a manner that the vendor cannot possibly be traced. The reasons for this are that individual typewriters, particularly worn ones, leave behind their own typeface 'fingerprint', and that carbon ribbons can be read off under the appropriate light. Handwriting, even when disguised, is readily identifiable as coming from a particular individual.

No operation or action taken in connection with a operation may leave behind a fingerprint, even if it isn't yours.

Gloves are to be used, and replaced frequently as they too have their own individual mark that they leave behind.

Normal police fingerprint routine in the case of a complaint being made is to brush 'grey' or 'white' powder over the sticky residues left behind in sweat. These eventually dry out under exposed conditions, but [illegible] they have access to rather better methods if they wish to try. [illegible]

BAD COPY

0065

material over which radioactive sulphur dioxide gas has been passed will show up prints nicely on wood, cloth, or even newsprint a week in the river. It will also pick up old prints, so beware.

No saliva traces are to be left behind on stamps or envelopes when sealing.

By slide analysis of blood samples, forensic scientists can trace protein/enzyme characteristics to an accuracy or one in three million or more: saliva or sperm can probably be treated similarly, so I don't take the risk.

Paper batches for operations use are to be kept separate from any other supplies.

Do not use your ops paper for other office purposes as watermarks, grain, faults, colouring, paper weight can all be crosschecked and identified.

Never record your operations activities in office files unless they are for short term reference purposes. You jeopardize yourself and other if you do. Per existing orders, do not mix incriminating material into report material.

That speaks for itself.

Operations items litho'd or mimeod are not to be run off on org machines but on machines which are kept for exclusive operations use, and replaced and serviced regularly.

Rollers, drums and other contact points leave behind pressure marks on the paper which can be identified to a particular machine under ultra-violet light. Throw the rollers out occasionally.

Operations phone calls must always be made only on untraceable phones.

Never the org phone, or your friendly local FBI's phone. They're not only traceable but often tapped, and you'd better believe it. It's tough if that only leaves you coin boxes; and even then beware of people recording you. Don't make more than one call at one phone.

Xerox photocopies must never be used in their original form from the org copier: this goes for org copiers in general, too.

Xerox machines leave behind light patterns on the paper, and possibly other patterns as well like static and pressure patterns. Sometimes they also leave 'trademark' blotches as well. The light patterns are usually lost or confused but not the 'trademark' blotches. So you must inspect for these before you do any recopying, and erase them if present. Copies sent out must be from public machines.

Never feel that you 'have' to do an operation.

Feel free to chicken out.

Don't carry I.D., org literature and operations material at one time.

If you get caught, don't talk: be acquainted with your legal rights and make covert contact with an emergency terminal who can info home and help arrange legal advice from the right quarter.

Don't drink.

It makes a big difference that you don't notice until you're in a tight corner and notice your own attenuation.

Don't ferry confidential material about in such a manner as to risk police attention.

Don't drive a tatty vehicle late at night in a sloopy manner with goodies in your briefcase.

BAD COPY

BAD COPY

Always ensure that communication lines required for operations purposes are kept untraceable under all circumstances.

Do not use one cover for more than one set of ops at a time. Since being confined to anonymous notes has the disadvantage of leaving identity vacuums which invite dub-in on the part of the recipient, and often also lack authority, it is often preferable to use a cover. Use of friend's houses is obviously out, so what then? Accommodation addresses are all very well, but at the first hint of trouble not only do the cops have your collection man's description but he runs the risk of being picked up the next time that he goes there for mail. Moreover, the less respectable accommodation address businesses are often front groups for someone else's clandestine activities - they provide an almost perfect cover for the proprietors if they are an intelligence group.

What does work is to 'borrow' the address of a place like a student hostel or residence with a numbered address where you can stroll in at any time, pick up you mail from the pidgeon holes under any name that you fancy, and stroll out with a minimum of risk.

This however, doesn't work when you want to receive mail under a business name that doesn't exist. What does, is to select the name and address of some office block with a high turnover of small businesses, and apply for post office redirection of mail to a reputable accommodation address, as though you were there and you now have moved. This has the advantage that any investigation of the lines is unlikely to pick up the redirection trick just like that.

Always be awake to all possible repercussions in planning and executing operations, so that risk is calculated and minimal.

Example:
Green operations personnel decides to handle enemy by breaking into his office and ~~stealing how file~~. Police arrive the next day investigating a burglary charge as we were the only people with any possible motive for such a crime.

Example:
~~Agent shows up SP journalist and threatens how~~ Journalist checks out the number and comes up with a phone registered in the name of a known org staff member. Subsequently writes an enthetu article about how we engage in death and destruction, a piece which is quoted and requoted against us and used in legal evidence in court.

Example:
AG INFO, short of staff, engages the assistance of old time FSM (and dilettante) to assist with ~~ripoff of files~~ the files are obtained, copied, and returned, the FSM gets a commendation, and then short of any real reality level starts telling his pals in confidence how he helped do undercover work, to polish up his personal PR. Two weeks later the whole org knows about it (in confidence), including the police plant the AG INFO missed.

Example:
Operations Director, seeing Collections has obtained a set of secret government files on graft in high places, uses them to set up a top govern cats [redacted] Top govt. SP, sweating profusely, summons up sufficient honesty to be able to convince his superiors and the federal agents investigating that he didn't do it. They find indications that we have been on the line before, and being under extreme pressure from a govt. with large m/w/h's, bust the org by setting us up with the covert offer of more secret information, and a warrant for it's retrieval. 31 winds up in jail on a conspiracy charge.

Example:
Operations director, watching press, decides that the ideal way to get rid of a traitor and SP author is to send Palestine Guerrillas letters in his name designating their racial heritage and exposing their ancestors as bastard sons of camels. A letter bomb received by return post dismantled

the SP author. Investigating, the police find evidence of the letter bomb, but fail to make the connection with the guerrilla movement and wonder who would have any kind of motive. Finding persons with a motive, they then dismantle the org, fail to find explosives but find plenty of other explosive things.

BAD COPY

BAD COPY

6131

CC: CSC
CSC Comm
Com Comm CC

1 December 74

RE: The Top Planning Session

Dear Ma,

Today we gained access to the top level ISU planning conference on what to do about Scientology. This was done electronically so we don't know exactly who was present but we have a fair idea estimate. Ingal had told us several weeks ago that there was to be a big ISU New Yew on what to do about us on 1 Nov, so we got Jim Dincher to get from Ken Hubbard of the exact place and time of the meeting. The meeting was held at the Board Member's Conference Room so we are sure that the Board Members, Chad Hubbard, Mike Hubbard presided. I do this from what we've read, Mo took Charlotte Murphy's place was present. We believe that Pedersen, J. Sore and Pete of the Miscellaneous and Special Projects, Technical were present and we are pretty sure that Jon Hubbard was present. In more detail that 10 persons would be attending. I will probably be able to get more data as to who attended when our questionaire gets back from DC. All the data we have at present came by phone.

The following considerations and alternatives were made to be ran put up for discussion in the meeting:

1. Compose all matters and settle, do not litigate.

2. Don't cave in whatsoever and fight them 1.

3. Pick one or more Scientology cases and litigate them on a test basis.

2/

4. Deny all exemptions-hold valid all revocation letters, suspend all other activities-disaffiliations & contributions-allow deductions to avoid further litigation.

(These above are subject to slight revision when we get first hand data from the discussion but are basically correct).

Alternative 1 was barely discussed at all, 2 was discussed and it was pointed out that 2 years ago they, ISU, had a task force doing audits and the results were very poor as the idea was rejected and they thought this would probably be a waste of time, 3 was only brought up on a minor basis-some of the attendees voiced upset at the fact that no progress was seen being made in the Hawaii case and this fact seemed to dampen any enthusiasm for 3, 4 was the point most discussed and seemed to be how we knew the approach they would take. I am not sure yet but I believe that the part of 4 which says avoid further litigation means on side issues while still keeping us from getting the exemption threat whatever it was.

During the meeting it was decided that the majority of attendees agreed that Scientology was not a religion and that this was the point of attack - to show that Scientology's training and processing is a commercial activity and should be treated as such.

It was decided that all attendees were to, after the meeting, start gathering all data and regulations on this point and get together a memo on how this line could be the approach that all would meet again to discuss this issue; at that time it would vote with finality on the matter. The date of the former meetings were not decided.

It was stated that the clearest time the ISU had come to either the issue or success with the issue of commercial(not sure which) before was regarding franchises. Interest was discussed to some degree but I do not yet have details. The alternatives

GOVERNMENT EXHIBIT 5

JK SE-1

3/

and the commercialism attack were the main topics.

They mentioned that they had little more on the Hawaii case than two years ago. The attitude was definately to go to court and not to let us have exemption or back off. (NOT JUST ON HAWAII CASE - WHOLE SEN ISSUE).

Barbara Bird commented that we had an expert cracker-jack team of lawyers and tax people.

Bird also brought up the Charleston incident but this was in in a low key fashion as if all knew about it. She gave a story that matches with the data we found that the supposed came from Hawaii and so on. No leads as to any other origin or further plans regarding flag.

We have tapes of the meeting but I understand that they are of very poor quality. We are going to try to get them processed and boost their quality and thus get an exact transcript. Lacking this our people did listen to the whole thing and can fill in any holes in the tapes. I will be getting this data up within a few days.

Preliminarily I would say we can look for:

1. Litigation from the IRS

2. This litigation will be directed at proving that our activities are commercial while trying to dodge the ~~[illegible]~~ religious beliefs area.

3. The IRS will attempt to extracate themselves from fighting any peripheral issues with us & other than the main attack.

4. They may try to direct the initial brunt of the attack at missions or the missions set up/system believing this is our vulnerable point.

Love,

BAD COPY

1 L O O

BAD COPY

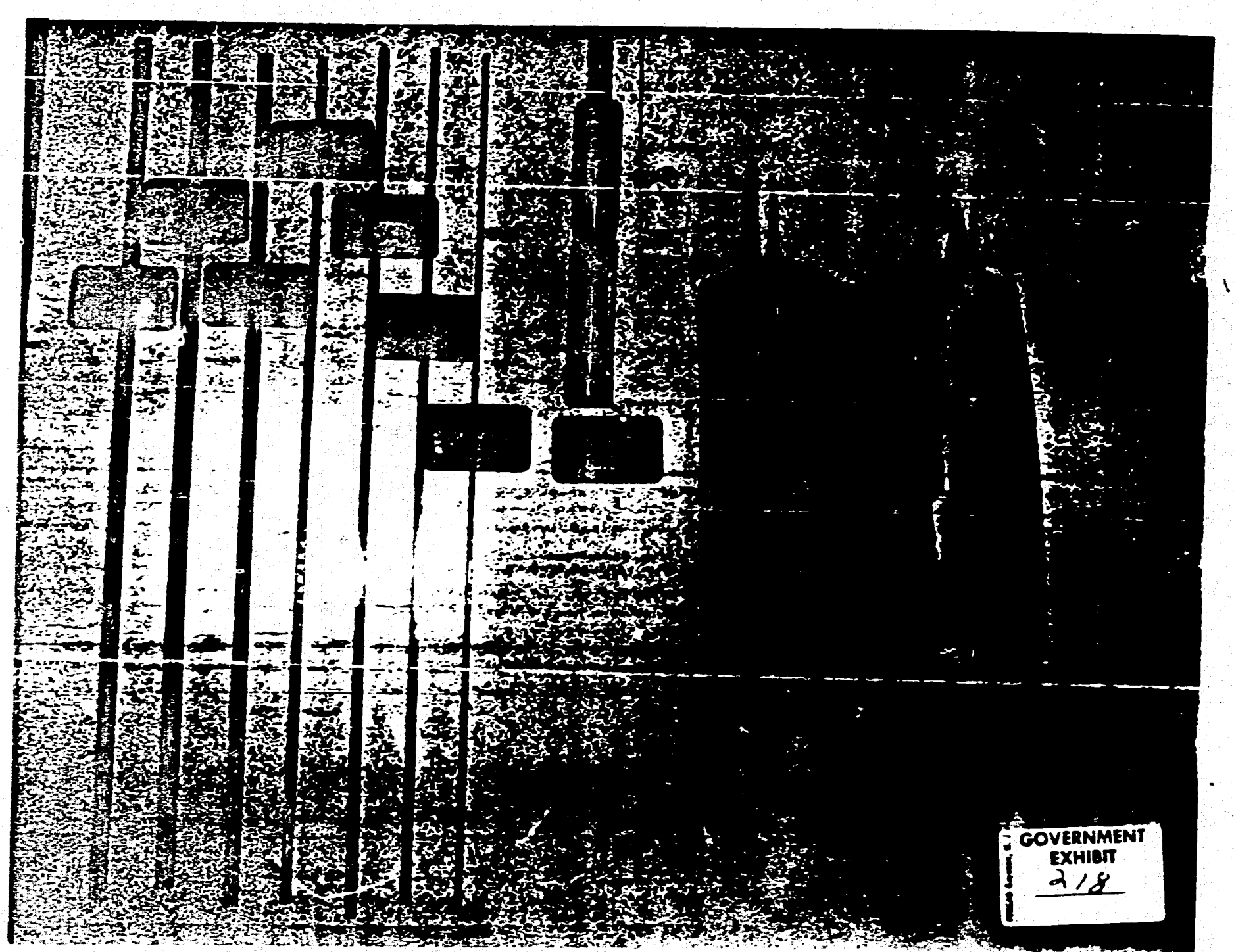

GOVERNMENT
EXHIBIT
218


GOVERNMENT
EXHIBIT
GOVERNMENT
EXHIBIT
GOVERNMENT
EXHIBIT

BAD COPY

GOVERNMENT EXHIBIT 219

DGI Com

Secret

All concerned
BI staff

All Secs
DGI US OFFICE

V/A: DDGI US

25 Mar 1977

Comm Sec

Carolyn
I will have you pull the stuff out of the file. It's in the gray file cabinet - we can start tonight - should not be a long cycle (please back this up until tonight)

RE: RED BOX

Dear All,

This is to introduce into BIUS the complete red box system. Most of you have heard of this earlier - I will now explain it in detail.

First of all, all data that is red box data, has to be pulled from your areas. The complete definition of Red Box material is attached.

Secondly, you must ensure that none of your juniors (for those of you who have them) have red box data in their areas.

All the red box material from your areas must be centrally located, together and in a moveable container (ideally a briefcase), locked, and marked.

When this is done in each area, we will divide up the amounts and deputize persons in the area to be responsible for its removal from the premises in the case of a raid. This procedure will be drilled. This procedure will stay in at the new location.

Please have all this data sorted and located in proper container by Monday night Mar 28. I will then divide up removal duties, and we will drill it Tuesday night just before the all hands.

Love Judy

This is a 2-page document telling them what to get rid of ("vet") from their Guardian's Office files so they won't get into legal trouble, e.g., breaking and entering, tapping phones, criminally framing people, bribery, etc. (The note not to copy is theirs.)

Do not Copy !!!

DC

9 Mar 75

VETTING HAT WRITE UP

PURPOSE: To clean USBI (their intelligence bureau) files of legally actionable evidence against the GO (Guardian Office) and its personel.

Definition of 'EVIDENCE' "4. in law, a) something legally presented before a court, as a statement of witness, an etc which bears on or establishes the point in question: distinguished from testimony and proof."

1. Mentions or the ordering of a B & E (Breaking entering).
2. Evidence that anything was stolen by one of our guys. (This does not mean someone else like PC, saying we stole something, this means us saying we stole something) (Paulette Cooper)
3. Lines similar to 'Here are the docs we got in our usual way late last night".
4. Implications of casing, including keeping checks on schedules and working hours as well as locks on doors etc.
5. Implications of posing as a Govt agent.
6. Evidence of tapping phone lines or illegal taping of conversations.
7. Mentions of harrassment of an individual although not necessarily a full operation (so not sent to ops).
8. Any evidence of bribery.
9. Any mentions of recruitments of FSMs to be any kind of an agent. (This is Solicitation and a crime)
10. Also vet wordings like 'this will get him' or lets 'wipe him out' or this will be good for dead agenting' or we are 'planning a covert op on him to handle him' or this will ' strengthen our attack on him'.
11. Any mentions of entrapment setting up someone to commit a crime either directly or indirectly.

We must now vet every particle coming into CIC before it goes to the files. So when you send a paticle to files be sure to vet it and label it with a red V in the lower right hand corner.

REMEMBER each particle does not need to be thoroughly read as you are vetting, scan it enough to be sure you would catch any of the above instances and go on. Any Questions, ask CICOFF.

Love JMB CIC OFF.

The first part of this document consists of what the IRS thought Hubbard's tax picture was. The attached section below, shows that the Scientologists declared 24 million in a 6 year period from just one of their American "orgs".

Director, Audit Division

Director of International Operations Chicago

13 AUG 1974

memorandum

MAY 23 1974

to: Director, Audit Division CP:A

om: Director of International Operations. CP:IO:658

ject: Lafayette R. & Mary Sue Hubbard - Church of Scientology

17 We are examining the 1971 Form 1040 for Lafayette R. and Mary Sue Hubbard. Mr. Hubbard is the founder of the Church of Scientology.

Scientology "churches" may be found throughout the United States and in several foreign countries. Local churches are under examination in several districts and we understand that Los Angeles is involved in a potential tax evasion investigation.

Information accumulated to date indicates that Mr. Hubbard may have received substantial sums over the past few years either directly or indirectly from Scientology Churches throughout the world. It is alleged that Mr. Hubbard received a 10% override on all church revenues, as well as huge sums from publications and educational endeavors. An informer interviewed in Canada indicated that the Hubbards' income from these sources may be as high as several million dollars per year.

The Bureau of Customs is investigating possible currency violations with respect to these taxpayers. This investigation involves a courier system whereby funds are transferred from [illegible] Churches throughout the U.S. [illegible]

	4,260,000	
	223,000	
	4,483,000	
Payroll Tax	-0-	
	1,121,000	
Int on Tax		5,604,000
Penalty		
Total 1974		653,000
Int 15/3/75-15/11/75 (5%)		$17,05[illegible]
Total 1968 - 1974		[illegible]

Attached page 2

MAY 28 1974

Exempt Organizations Examination Branch
Procedures Section
CP:A:E:P

MAY 23 1974

Office Services CP:A:O

Internal Revenue

GUARDIAN ORDER

SECRET

CO 732 WW
Legal

Apr. 20, 73.

SHOW WHITE PROGRAMS

Policy: Attack is necessary to an effective defense.

SITUATION: Countries are being denied to OTC, the "Apollo" and LRH.

STATISTICS: A gradual reduction of available countries occurring since 1967, trend DANGER.

DATA: General operating record since 1967, studded with many untoward incidents without foundation in fact. Each of these has had in common false reports.

Recent exposures of official records have brought about the possession of data showing that England and the US have in the past spread false reports in several other countries which have caused trouble.

WHY: By spreading false reports a cumulative file can be built in their own and other countries which then tend to act on the file without the presence of the real scene data which is factually good but which is then ignored.

SECONDARY WHY: The tendency or habit of police and immigration agencies to act secretly on secret data without further advice, thus making a hidden third party situation.

IDEAL SCENE: All false and secret files of the nations of operating areas brought to view and legally expunged and OTC, "Apollo" and LRH free to frequent all western ports and nations without threat and all required ports open and free.

HANDLING:

Plan: To engage in various litigation in all countries affected so as to expose to view all such derogatory and false reports, to engage in further litigation in the countries originating such reports, to exhaust recourse in those countries and then finally to take the matter to the United Nations (that now being possible for an individual and a group) and to the European Commission on Human Rights, meanwhile uprooting and cancelling all such files and reports wherever found.

Caution: The UN and the European Commission throw out the vast majority of petitions as inadmissable on exact and tiny legal and technical points so that to be successful the most careful handling must be done with regard to these points.

Page 1 of 24

GV33
7/8/77

80110

BAD COPY

GENERAL STRATEGY:

We will bring legal pressure by litigation in every possible country where there has been a false report or offence) against England and the US as well as in England and the US so that the sum total will be to place these countries in a villainous light, not to be trusted as to date, and to cancel out all tendencies to false report as well as amend old ones. And then tackle them through the two International Commissions.

PRIMARY:

1. An officer on Flag is to be appointed to a co-ordinating and data accumulation post on Flag with the title OTC LEGAL PROGRAMS CHIEF.

2. A liaison personnel is to be appointed at CO WA with the title OTC LEGAL OFFICER, Europe.

3. A liaison personnel is to be appointed at CO US with the title OTC LEGAL OFFICER US

Note: Nos. 2 and 3 only be classed as "Additional Duties" but only so long as the hat actually exists and is worn. In No. 1. it is a sole duty and must concern itself only with the SNOW WHITE programme.

4. Under the direction of the OTC ASST. CONTROLLER, all persons connected with the programme are to be provided with copies of all pertinent legal papers and documents as they apply to their areas, and fully briefed.

5. Originals in all cases are to be most scrupulously safeguarded and only copies used and circulated, said copies to be of the highest possible photostat quality.

6. All decisions that in any way appear to deviate from this programme are to be cleared with the Controller, as well as all matters in doubt.

7. Funds to be provided where extra funds are needed from grants from the NP or AS with care that such grants do not violate the nature of the NP and AS and that normal wages and small expenses are part of usual operating costs as deductible from charter fees.

8. That no compromise of the C. of S. and OTC separate character may be made, so that OTC is by reason of these actions, not seen to be operating in these countries but only that it has obtained legal assistance, and it is engaged only upon a legal matter.

VITAL TARGETS:

1. That these matters be pushed rapidly and continually and industriously.

2. That no delays or errors are the result of OTC omissions or commissions as such delays and errors are the commonest reason for losses of legal actions.

3. The exact technical stipulations of the UK and Eu Commissions be given the strictest attention and set in all earlier proceedings as well as in the eventual submissions to these Commissions, the most important being that all recourse has been fully exhausted in the countries (UK and US) before a petition can be considered admissable - as well as other points covered in the referenced literature.

2 of 26

BAD COPY

4. A board is to be made up to act as a Progress Board at the location of OTC Legal Pgm Chief. It is to have the name "Snow White Board" across the top. Then across the board horizontally, each code name is to be printed vertically (on edge). To the left a vertical column is to be made; it is to have (a), (b), (c) etc. to indicate target In Prog. or Completed. In this way the various projects can be kept track of, acted on or nudged. The board is to be kept up to date.

5. A set of files in a locked file cabinet is to be made, one file for each project. It is to be kept filed into so that at any moment its file is complete. The whole file is to be removed when work is being done on the project to which it relates and then when the work is done, despatches mailed or duplicates made and sent or telexes answered, the file, with the new copies or notes of actions is restored to the file cabinet. In this way evaluations can be done and a viewpoint of the project is retained.

6. A similar board and file is to exist at CO WW and CO US, made up by the OTC appointees and kept up by them, except that only those targets that apply to their areas are kept track of by them.

7. At all times the decision of the Controller or C/WW or DC/US must be consulted and must be final on any action related to this Program. It is to be noted that the CC is already active in these areas and that no conflict of actions must develop. Note that SWOTS 17 to 25 are actually CO business but are tied into this Program and to be considered part of this program even though CO areas of action.

8. All targets must be activated as rapidly as possible except those which apply to the US as the US (and Eu Commission require all recourse to be exhausted before taking action.

9. When any of these projects bog, do a proper evaluation and debug them and get them going again.

10. Maintain total public and internal organisation secrecy on all these projects and each one of them until one of them is completed with success and then only publicize that one without reference to any others.

11. That the plaintiffs in each case do not become liable themselves to damages.

OPERATING TARGETS.

These targets are too lengthy and detailed for immediate summation on one sheet. Therefore they are designated SWOT 1 (Snow White Operating Target Number 1), SWOT 2, etc.

PROGRAM CODE:

An innocuous CODE which can be used in telex and despatch form has been developed for use in this program. Each target is itself a Project. These are all of a family of names relating to the well known fairy tale "Snow White and the Seven Dwarfs" appropriate as an anti-person story carried out by secret means, as the villains in the case are spreading a fairy tale with no basis in fact. Associated names are Witch, Stepmother, Prince, Maiden, Skin, Lips, Blood, Magic, Mirror, Hunter, Lace (poisoned), Apple (poisoned), and the names Happy, Bashful, Doc, Sneezy, Grumpy, Sleepy, Dopey. There are other names in the fairy tale, Dance, Shoes, Revival, Sister, Animal, Heart, Pine, Pick, Shovel, Lantern, Ore, Tunnel, Car, Housekeeper, Broom, House. None of these words will be used for persons involved, only for projects, with the overall name SNOW WHITE to cover this program.

3 of 26 W

PGM SNOW WHITE

PROJECT COMB

SWOT 1. Morocco

After several years of successful OTC operation in Moroccan ports, the traitor Oufkir apparently brought about a condition of gradual expulsion of staff members of TRC in Tangiers. This OTC owned property has a value of in excess of $60,000 and is now of no use to OTC. Interest in a $100,000 villa is also at stake.

In Sept. 72 John Bragin met the Prime Minister (since removed). The PM verbally contracted with OTC to teach a class in Security to the Security forces. This course was checked by the King and then halted. But the original verbal contract was fulfilled. See John Bragin.

A course in training technology was contracted in writing (a letter) by the Minister of Cabinet of the Post Telephone and Telegraph Ministry for their PTT School. This was satisfactorily done against opposition of the head of the school. The course was then halted despite spectacular results achieved by OTC technology. (See Fred Hare and Peter Warren).

Riggs Eckeberry was then (in Dec. 72) told that all OTC personnel were to be escorted to the border on Feb. 5 and were not to return.

Bills (see Sven Petersen) were never submitted. The Security course had considerable expense. Arranged by Peter Warren the PTT Course was on a flat rate.

The object here is to find who and what false reports were acted upon by the government.

(a) Assemble the related data, from files and personnel concerned, particularly Sven Petersen.

(b) Retain a reliable and active attorney in Morocco.

(c) Brief the attorney.

(d). Have the attorney sue the Moroccan govt. for the above two bills plus damages for breaking of contract and loss of property.

(e) With (d) as the pretext subpoena any and all files on OTC, Apollo and TRC and the active personnel.

(f) From these files establish what outside country (England, US etc) and what foreign or local personnel submitted false reports and what these consisted of and when. Documentary evidence required.

(g) Sue and disprove the reporting agencies in Morroco so as to clear their files.

(h) Dispose of any suits involved advantageously. Seek to return value of or use of property and use of ports.

4 of 26 [illegible]

FOR SHOW WHITE

PROJECT LACE

GVOT NO. 2. SPAIN.

A suit in currently in progress against the Spanish government for the false arrest and torture of eight OTC personnel. The personnel were released.

A settlement in being discussed to obtain free use of Spanish ports and freedom for OTC personnel to come and go in Spain.

In the process of the suit files were disclosed showing the British Naval attache had brought pressure on the Spanish Govt to deny ports to OTC and the Apollo "Why do you let them use Spanish ports when they have been kicked out of England" is the reported British action. This is false as OTC and Apollo were never kicked out of England nor have they ever committed any crimes in Spain. A false report on "dangerous substances" exists in the Interpol file on LNH.

The files have already been obtained. An excellent attorney has been retained and is negotiating.

(a) Encourage the continuance of negotiations now in progress and debug.

(b) Collect any data refuting these false reports.

(c) Sue or not as advisable the British Ambassador or the Office of Naval Attache in Spain.

(d) Work to clear up the false reports in the files in Spain.

(e) Obtain free access to Spanish ports without limitation, and freedom of LNH and OTC personnel to travel or visit Spain.

(f) Clear all Spanish maritime, customs, immigration and police files of false reports.

5 of 24 pp

IGH SNOW WHITE

Project APPLE

SNOT No. 3. France.

After the conclusion of current actions in France, a suit or suits are to be undertaken to force the correction of International Criminal Police Organization (Interpol) records and inhibit their further issuance of falsified and false reports, to force correction of all earlier issues of such reports and a general record correction.

The RECORD CORRECTION IGH has been completed except for the actual suit to correct.

The Paris Police, French Immigration, and Interpol are the three suit or correction targets in this area. All these have falsified files as shown by that obtained from the Paris Police.

(a) Retain current legal in Paris, for LRH, C. of S. Paris Org.

(b) Take advice upon and brief with regard to this action.

(c) Furnish full Record Correction Pgm documentation to Paris Legal.

(d) Subpoena from Interpol their records as witnessed by the Paris police record.

(e) Bring to successful conclusion the correction of all such files regarding LRH, SCN or Paris Org and its staff. This would consist of a statement or confession that the files are or were false, a correction of those files, and a correction of all earlier reports that may have been issued to any country or immigration service.

(f) Obtain full documentation that it is admitted to us that all these reports and files were false as these are needed for international commissions.

(g) Be very certain all recourse or remedies have been exhausted in France - necessary for international commission actions.

(h) See that copies as in (f) are gotten into the files of any related immigration service, not depending upon any undertaking by Interpol to do this correction; they may do the correction; we also do it.

6 of 26 11

FOR SHOT WHITE

PROJECT MIRROR

SHOT NO. 4. Portugal

It is vital that these false reports and urgings by England do not react badly against OTC, LAH or "Apollo" in Portugal.

(a) Retain the highest level international law attorney in Portugal. We were already in personal contact with one of great repute.

(b) Explain to him that false reports exist and that efforts have been made to discredit OTC, LAH and "Apollo". Explain that we have no reason to believe there is anything in train in Portugal but that we are retaining him for his general advice in actions in other countries and to be able to act if anything does happen in Portugal before these false reports can be straightened up and the offenders brought to book.

(c) Furnish him with copies of the Record Correction project.

(d) Take guidance, particularly on what lawyers to retain in other lands where we have none or need more or to change.

(e) Furnish him with any and all documents as they come in. Being privy to high Portuguese legal circles he can refute any local rumours or act to restrain any Portuguese actions.

(g) Have him take action if anything does happen in Portugal, with the understanding that nothing is to be precipitated.

(h) Retain him on a continuing basis throughout this entire program to its successful conclusion. Do not let him feel that his advice is not being used or that he is being neglected at any time.

(i) When the case has successfully progressed or concluded, have his place the entire file in the most strategic places in the Portuguese government so they have something that refutes future attacks.

7 of 26

DOM SNOW WHITE

PROJECT GRUMPY

SHOT NO. 5. Germany

Co-ordinates with any existing program and CO action in Germany as to suits and as it may apply or fit in to Dom Snow White, which is to say, OTC, "Apollo" and IBM. This area remains in CO hands.

Obtain through any existing suit or by other means any files in the hands of police, local Interpol and immigration on the above three points.

Carry out any needful action to clear and correct said files if such exist.

Exhaust all recourse as to Germany.

PROJECT SNEEZY

SHOT No. 6. Holland

Co-ordinate with any CO action as to this area. Do not interfere with any CO actions.

Obtain any files using any CO actions or beginning one so that police, local Interpol and immigration files are corrected.

PROJECT DOC

SHOT 7. Sweden

Co-ordinate with any CO actions in Sweden so as to locate the source of false reports to Swedish press.

Carry out actions to clear files of police, immigration and local Interpol.

PROJECT HAPPY

SHOT 8. Denmark

This area is well under CO control.

Keep it on the board to be certain that there are no false files in this area.

PROJECT BASHFUL

SHOT 9. Belgium

Investigate this area, which is not active, to see if there is any way to clear its files. It may be a no situation. But as other targets are made, particularly Interpol, be sure that the Belgium files are cleared of any false reports.

8/6/26

[redacted]

PROJECT [redacted]

SHOT 15. United States

The reference on this project is Record Correction.

According to Paris Police reports the US has falsely reported on LRH.

This means that the Treasury Dept US Liaison with Interpol and possibly the FBI have and have forwarded false reports to many other countries.

Also, as this area will become a subject of UN complaint, all recourse must be exhausted.

Any action taken against this area must also be very polite and not abusive, per UN requirements.

This area is the CO OTC Liaison for Legal. But no action may be taken without the full agreement of the CO US.

A suggested program follows:

(a) Existing attorneys may be used or new ones retained in Washington D.C.

(b) According to the first amendment of the US Constitution the right of petition may not be denied. Therefore it is suggested that the Treasury Interpol unit and the FBI be separately petitioned to correct their records re LRH and to see that anyone to whom they have reported overseas be given a record correction. [A digest of evidence should be presented.]

(c) When the FBI fails to act, if it does not act, to correct the record, a suit should be filed to correct it at which time much fuller evidence, as per Record Correction may be presented.

(d) When Treasury fails to act, if it does not act, it should be subject to suit.

(e) The damages resulting from these false reports are incredible, resulting in immigration and other trouble.

(f) Part of any settlement must include the advising of interior US agencies (States and cities) that false reports have been given on LRH.

(g) Part of any settlement must include advising all countries in those targets that the reports sent were false.

(h) Documents attesting the falsity of such reports must be then made available to the CO, so the Govt. statement can be circulated by the CO.

(i) All records must be carefully preserved for UN use.

10 Oct 76

FOR SNOW WHITE

PROJECT WITCH

NOT 16. United Kingdom

See Record Correction for UK false reports. See also the projects of France, Spain, Morocco, and Greece. The UK consular service was used in the US and was threatened with suit (UK Information Office) and has not repeated. The consular service was active in Corfu against "Apollo" as well as in Morocco. It was the UK Naval attache in Madrid who closed Spain to "APOLLO".

The UK is probably active through immigration services through all its former colonies as well as Rhodesia and South Africa, as well as Anzo.

The local record of the UK re LRH and Scn is very vicious and full of lies.

After LRH had been gone for a year from UK they made a big show of "cancelling his visa".

OTC and "Apollo" and LRH are said to have been expelled from England. This itself is totally false.

All this is to be taken up eventually through the European Commission on Human Rights, and the UN. Therefore all recourse in England must be exhausted and all actions and suits must not be abusive.

The damages are very large. LRH lost his home, his children lost their education, and England through its false reports to other countries has pretended one was guilty of acts never tried and threatened personal security.

This area is thoroughly in the hands of the GO. However, petitions for correction and suits to correct these international acts must be undertaken and all recourse in England must be exhausted to correct this scene.

The Aliens Office, Immigration, UK Interpol, Royal Navy and the health and securities ministries are the separate targets, although suits presumably will be against "the Crown". OTC, "Apollo" and LRH are the plaintiffs.

The scene is that by strewing other countries with false reports into their immigration services and police, they are interfering with a company and vessel which are not their nationals, placing a vessel and company and person at risk just as surely as if one of their war vessels were committing piracy against another nationality on the high seas. At Corfu their consul drove the "Apollo" out into a storm without fuel or water and their influence in Spain prevented landing a person suffering from appendicitis. Their position is a nasty one.

Complete records of their actions should be collected and attorneys hired in the UK and all recourse exhausted. The damage to operations amounts to many millions.

11 of 26

12

PROJECT SLEEPY

SHOT 10. Austria

See that any files in this country are also cleared when the Interpol target is made.

PROJECT DOPEY

SHOT 11. Italy

When the Interpol target is done, see that all files, Interpol, police and immigration are cleared on OTC, "Apollo" and LRH.

PROJECT DANCE

SHOT 12. Greece.

This area has been handled and is open per document.

However, there was a considerable upset in 68 and 69 and the files of the US Naval Intelligence, the US Embassy, as well as government files contain false information regarding OTC, "Apollo" and LRH.

Legal advice will have to be taken as the matter is stale and not active.

A project will have to be done as to how to fully clear these files.

Note that the US Navy is strongly based in Greece.

PROJECT SHOES

SHOT 13. Algeria

There is no known situation in Algeria and it is probably open. But rumours existed there after Greece.

When Interpol or similar actions are taken, it is necessary to clear the police, Interpol and Immigration files of Algeria on the subject of OTC, "Apollo" and LRH.

PROJECT ORE

SHOT 14. Tunisia.

There was never any slightest situation with Tunisia and it is open.

However, when other targets are done, it must be included for file clearance, to be certain they do not have any false reports and if they do that they are corrected, as relates to OTC, "Apollo" and LRH if any.

PGM SNOW WHITE

PROJECT STEPMOTHER

SHOT 17. United Kingdom

GENOCIDE, the overt effort to destroy a religious group, is the exact international and domestic crime of which England and its public servants and press are guilty.

The United Nations Convention on Genocide came into force 12 January 1951. It was ratified by England in the late 60s but was RETROACTIVE in its legal wording.

There are two primary difficulties in exercising and enforcing this Convention on England, both of which can be overcome.

(A) The Attorney General of England has to give his permission to bring the charge.

(B) Unlike other countries (now including US and Australia, and may soon include France and Canada) England may or may not have officially recognised Scientology as a religion.

There is another legal point. In England it may not be possible to sue civilly on a criminal matter. i.e. One has his car stolen, this is criminal law; it may not be possible to civilly sue the thief for damages. This point must be examined but it does not alter the basic actions of this programme.

Reference: UN Convention on the crime of Genocide.
UK Law passed in the late 60s as required by the Convention.

NOTE: THIS TARGET IS TO BE UNDERTAKEN BY THE GO AND CO-ORDINATED IN PGM SNOW WHITE.

(a) This pgm and the references are to be assembled in a file.

(b) The various offenses of which we have record are to be documented and added to this file - meaning those documents already in possession or stemming from PGM SNOW WHITE.

(c) GO WW is to assemble ALL NAMES in the UK or its naval or consular service, Home Office, Foreign Office, Admiralty, Health and Social Ministries, [illegible], [illegible] and newspaper reports or TV or radio who are on record as having urged publicly or secretly, internally or internationally restrictions or restraint or hostile propaganda against Scn., [illegible], any other Scn. any ship or org in UK or elsewhere, and the documented specific hostile act. This includes any Interpol persons in England or any English person connected with Interpol (it's deputy head is probably British if not its head and both have been British at one or another time in the 60s).

(d) A petition is to be drawn up in rough draft, setting forth the facts and charges. All these names (in (c)) are included with documents in referral. Part of the petition must include any refusal to recognise Scientology as a religion despite other countries doing so. [illegible] PETITION AS FEASIBLE ANY CONSERVATIVE [illegible] AND [illegible] ONLY [illegible] persuade the Conservatives to use this as a political tool. Claim violations of Article II (b) mental harm and (c) Deliberately inflicting

12 of 26

PGM SNOW WHITE

Project TUNNEL

SWOT 18. United Nations

An individual or group CAN bring complaints before the UN using "The Sub-Commission on Prevention of Discrimination and Protection of Minorities".

The relevant documents are UN OPL/489-73-00880-35N which is the pamphlet "The Crime of Genocide" and gives the text of the Convention; UN Economic and Social Council E/CN.4/907/Rev. 9 of 5 Janunry 73 which gives the date the Genocide Convention came into force and the ratifying countries; "The UN and the Human Person", OPL/285-67-26668-Nov 67-67M, pages 16 and 17; and most important, E/CN.4/1070, which gives on pgs 50, 51 and 52 (the only needful pgs of it) CII RESOLUTIONS ADOPTED BY THE SUB-COMMISSION AT ITS 24th SESSION, 1(XXIV). The documents are attached to this pgm.

The last reference gives the totality of conditions of admissability of such petitions to the UN. THIS IS VERY IMPORTANT AS THE MAJORITY OF PETITIONS ARE THROWN OUT SIMPLY BECAUSE THEY DO NOT MEET ONE OR MORE OF THESE TECHNICAL ADMISSABILITY POINTS. Thus these conditions have to be known and followed very explicitly and exactly for anything to occur.

Using the data in SWOT 16 and SWOT 17 a petition is to be brought to the UN, IF NOT FULLY SATISFIED IN UK.

(a) Retain an attorney conversant with the Sub-Commission at the UN and Human Rights.

(b) Provide him with the files of SWOT 16 and SWOT 17.

(c) Using the petition re Genocide, add to it as per the materials of and documents of SWOT 16 show ng the international character of the offences. Add also Scn Religious. Bona-Fides.

(d) Examine the matter against E/CN 4/1070 to be certain that all conditions of admissability are met.

(e) Have the attorney file the petition.

(f) Pursue the matter, keeping track of it.

(g) Obtain documents of any undertaking by the UK to now handle the situation.

(h) Take any further actions in UK necessary to totally handle per SWOT 16 and SWOT 17.

(i) Capitalize in all possible ways on any advantage or win resulting, including clearing any and all immigration, police and press files.

13 & 24

W

FOR SHOW WHITE

STEPHOTHER (cont'd)

on the group conditions of life calculated to bring about its physical destruction in whole or in part. False statements calculated to incite hatred and harm, persuasions to the public to despise, denial of student visas, economic duress, releasing false statements and falsified records on its founder, persuading the destruction of a chartered vessel, and seeking and urging police and immigration and maritime actions and media propaganda in other countries plus any other suitable charge. Article III (a) Genocide, (b) Conspiracy to commit genocide (c) Direct and public incitement to commit genocide; (d) attempting to commit genocide; and (e) complicity in genocide all apply. Cite the false "Inquiry". Document also that the false statements ARE false as in Record Corr. (e) Obtain the services of a barrister who will carry out the action (or a solicitor).

(f) Discover if civil suit is also possible in this connection.

(g) Frankly inform the attorney that all recourse must be exhausted in the UK as the matter is scheduled to go to the Sub-Commission on Prevention of Discrimination and Protection of Minorities and that this avenue has already been researched in that unless the matter is settled domestically, it is going to the UN, and EU Commission.

(h) Ascertain with the attorney, the exact procedure for the submission and HOW MANY WAYS THE MATTER CAN BE PRESSED IN THE UK.

(h-1) Work out how to avoid any counter suit for false arrest.

(i) Provide the attorney with documents in other countries showing Scn is a religion.

(j) Also take the position that religion or not Scn is a minority group and qualifies under Genocide definitions, whether UK says it's a religion or not.

(k) Complete the petition in final form, with all documents, as satisfactory to the attorney. Be sure it shows also how false the statements made were (as done in Record Correction).

(l) Submit the petition along proper channels, probably to the Attorney General

(m) If advisable, give copies of the petition to friendly MPs.

(n) As feasible begin suits in civil court for damages.

THE PURPOSE HERE IS TO RESTRAIN ALL FURTHER SUCH ACTS AND TO EXHAUST ALL DOMESTIC REMEDIES.

OBSERVATION: When the English are legally threatened they withdraw and desist. When they are publicly exposed they attack. They fear public exposure and when it is done they have to prevent it. To their minds officially legal action is not public exposure and at legal threat they withdraw from further actions.

14 of 26

FROM SNOW WHITE

PROJECT DIG

SWOT 19. AUSTRALIA

Reference: SWOT 17 as it applies to Australia.

After a ten year battle, Scn was recognised by the nov in power federal govt. by registering Scn ministers under the Australian marriage act.

Two bans, though null, remain on the books of Australian individual states.

It could happen that the present govt., going out of power, could not maintain the religious status of Scn., and that the bans would not be repealed.

To accelerate and finalise the Australian win and to prevent any further trouble, the following should be done.

Australia is a signatory to the GENOCIDE CONVENTION.

The strategy is to draw up lists of all the names connected with the decade of action against Scn in Australia and omit therefrom the name of any politician of the party (which benefitted us finally with the Marriage Act registration). This is then an invitation for them to pull a Watergate on the opposition—which is to say, label them as criminals.

(a) Continue the successful GO attorney, if any, who obtained the Marriage Act win or retain a good attorney who is partial to the in party.

(b) The GO to draw up all offenders names, omitting any member of the in party, who have violated the Genocide Convention, including Anderson, psychiatrists, reporters etc., in any part of Australia.

(c) Draw up a petition (as in SWOT 17). The infamous Rees is from that area.

(d) Petition the Attorney General to invoke the Convention on Genocide against the names in (b).

(e) As this is a political action much to the advantage of the ins and by which they could label the outs as criminals, it may be followed up by the government. Assist in every way in any prosecution that results. A book giving the technical errors of the infamous "Melbourne Inquiry" exists.

(f) Carry the action to the final stage where one could say "all recourse has been exhausted".

(g) Capitalise on any advantages that might be gained PR-wise.

(h) See that any documents or favorable publicity gets to news morgue files, and that all files of immigration and police such as Rhodesia, South Africa, US and any operating country are given the data particularly if charges are filed against the offenders or the case is won.

11-8-26

FGM SNOW WHITE

PROJECT DIG (ADDITION)

SWOT 19A. AUSTRALIA [May 21, 73]

Ref: Clipping of May 20, Labor Party has suffered a set back in local parliamentary elections in Victoria where 5% of vote swung toward Conservatives. This caused Whitlam to possibly delay an early election in the Federal govt. to gain control of national senate by Labor.

Data: Elections are often affected by attacks such as Watergate on an opposition or opposing party.

The bulk of the persons nameable in a GENOCIDE charge are Conservative and are in Victoria.

Bringing such a charge from Federal level would also expose the many other possible shady dealings by the Victorian government. REES was part of that scene as well as other WFMH persons like Dr. Dak(sp?) or whatever his name was.

If this pjt were carried out, naming only Conservative persons it could give the Federal Labor something to smear Victorian Conservatives with as well as Genocide minded persons in other states and could lead to belligerent Labor statements like "the govt. is engaging in searching inquiry into various misconducts by Conservatives..." etc.

The issue between the two parties is already very hot and Victoria is a hotbed of opposition against Labor as well as against Scn.

The skillful but rapid preparation of this GENOCIDE case for Australia and its polite and tactful submission to the Federal Labor Atty Gen, which is to say, the Labor party, could very well prevent an eventual defeat of Labor. It is possible that Labor could lose and that the Marriage act win could then be reversed unless action is taken.

The GENOCIDE Pjt for Australia could make for a firmer guarantee of that scene's continued future. Thus this action is urged.

/ / /

16 7-26

HGH SNOW WHITE

PROJECT SHOVEL

SWOT 20. UN vs Australia

Should the Australian petition be adverse in result, the GENOCIDE charge is to be laid before the Sub-Commission of the UN.

(a) Using the same attorney for the UN as retained or to be retained for UK vs UK, inform him.

(b) Provide him with all files and papers and the Australian petition.

(c) Draw up a petition to the Sub-Commission on Human Rights at the UN. Include all relevant documents. Include a full disproof as per Record Correction of Australian false statements as "incitement". Also include the Australian technical errors book and Sen Bona-Fides.

(d) Review the petition against E/CN. 4/1070 to be certain that all points of admissability are met.

(e) Submit the petition.

(f) Follow through with any queries or requests.

(g) After a reasonable time or when the Sub-Commission has called the matter to the attention of the Australian government or at a propitious time or if there is a successful outcome, pursue the remaining targets of SWOT 19 which may not have been done as Australia may not act in SWOT 19 but probably would after UN pressure had been exerted even by so little as inquiring. These Commissions usually get full co-operation from the governments.

NOTE: Even the original Australian (Melbourne) org was a religious fellowship by incorporation papers of HASI.

17 8 2

FOR SNOW WHITE

Project LANTERN

GWOT 21. Interpol.

See RECORD CORRECTION PROGRAM for data concerning the false reports being circulated, apparently, by Interpol.

This project is contingent upon the successful or otherwise conclusion of the French matter.

(a) As this is a GO matter it continues in connection with the GO actions already in progress. Work through the GO.

(b) Retain the existing French attorney or be certain an attorney is retained.

(c) Place copies of the Record Correction documents in the attorney's hands.

(d) Brief to attorney as to the purpose of the action but take his advice as to what can be done effectively to attain a valid renunciation of the reports and a circulation of the fact that these reports are false to all applicable police and immigration agencies. Probably, the filing of a suit against the Paris Police and Interpol, a subpoena of the false files, a renunciation and circulation thereof. Interpol is in the bad position of reporting on a religion which is forbidden in its charter and falsely reporting on a religious leader, these actions coming under the GENOCIDE convention to which France is a signatory.

(e) Work out with the GO and attorney an acceptable course of action. Put the remaining steps in program form and continue their lettering designations as part of this project.

(f)

(g)

etc.

18 OCT 26

FSM SHOW WHITE

Project ONE

SWOT 22 UN vs US

Reference: Record Correction Pgm. See SWOT 15 and 18.

As the most damaging false reports about LRH emanated from the US, and as the US may not see fit to correct them, recourse is possible under the Universal Declaration of Human Rights. US failure to sign covenants does NOT preclude making a petition to the Sub-Commission. See E/CN 4/1070 para 1b.

(a) See that all means of recourse are exhausted in the US (Tgt SWOT 15).

(b) Retain an attorney or use the same attorney as for the tgt UN vs UK SWOT 15.

(c) Study the UNIVERSAL DECLARATION OF HUMAN RIGHTS (copy attached) for any and all rights of LRH violated, according to documents available.

(d) Compose a rough draft of a petition to the Sub-Commission covering this circumstance. Cite Genocide (which the US has not ratified) in inciting violence against a religious leader under articles 7 and 18. And Art 27 (2) in efforts to deny royalties. Under article 28 call to attention that the US has failed to ratify any UN convention save those on slavery already contained in the US Constitution and that the International Order is accordingly harmed, the last being a bid to give the Sub-Commission more reason to act.

(e) Review the petition against E/CN.4/1070 to be certain that all points of admissability are met.

(f) File the petition with the Sub-Commission.

(g) Co-operate in furnishing any additional data.

(h) If the Sub-Commission takes it up, then do a program to continue this project with the UN or US to bring it to successful conclusion.

THE MAIN PURPOSE OF THIS PROJECT IS TO CORRECT THE RECORD, CAUSE A RENUNCIATION OF FALSE REPORTS, OBTAIN DOCUMENTS TO THAT EFFECT, HAVE THE FILES IN IMMIGRATION, POLICE AND INTERPOL IN ALL PARTS OF THE WORLD CORRECTED AND THE RENUNCIATION OF THE ALLEGATIONS ON FILE IN THEM.

19 of 26

FROM SNOW WHITE

PROJECT DROOM

SHOT 2). European Commission Vs UK

References: Material included concerning the Eu Commission on Human Rights and the Eu Covenant on Human Rights enclosed.

WARNING: This Commission when it accepts something is very effective. However the rules of Admissability of a petition are very strict so that only a very small per cent of petitions are actually accepted. The UK ratified the Convention in 69. Thus no matter prior to 69 is admissable. France has not ratified.

This Convention only extends to "persons within their jurisdiction" and therefore can only be brought by UK Scns.

Articles 9 and 10 of this Convention apply to UK Scns.

That the UK issued to the French Police and Interpol false statements concerning Scn; that it has made public false statements to the press calculated to destroy a religion; that it holds UK Scns guilty of alleged crimes but has no record to show any crimes, and that it falsified an inquiry are probably the main points that can be made that contravene the convention. Any discriminatory actions against British Scns, may of course be included. Refusal to grant the chapel a status can apply.

(a) Assemble the British documents relative to this project.

(b) Assemble (as modelled in Record Correction) refutations of the false allegations.

(c) Compile a rough draft of the petition.

(d) Retain the services of an attorney at the place of meeting of the Commission (Strasbourg, France) who is familiar with the Commission.

(e) Furnish him with the petition rough draft, the document copies of (a) and (b) the bona-fides of Scn as a religion.

(f) Review the petition as per the attached lists of admissable conditions and see that they are all met.

(g) See that the petition is filed with the Commission.

(h) Oversee the conduct of the matter.

(i) Do further project steps to follow the matter through and exploit any portion of it that is successful with the UK government.

209 26

FGM SNOW WHITE

PROJECT REFLECTION

SVOT 24. Sveden

Sveden has been the subject of hostile press and is currently danger area.

Psychiatry is very dominant in this welfare state. Its connection with Germany in W. II suggests that Nazi war criminals found it an easy refuge and that Nazi influence is strong. No data is to hand on this except the arrogant attitude of psychiatry in Sweden, their use of electric shock and other criminal treatments and past experience with such scenes.

It may or may not be known who is urging this press campaign.

Sveden is a signatory of the GENOCIDE convention and any such incitement is, by that convention, a criminal offense. Ref: UN Genocide papers enclosed.

(a) Coordinate with all GO actions and act only through the GO.

(b) Compile a list of known names, psychiatrists, reporters, any UK names (such as Appleby) who could be operating through Swedish press.

(c) Seek to obtain, by civil suit or other legal means, any dossier on Scn or its principals to obtain further names. Sub-poena files in any existing suit.

(d) Retain a high level attorney in Sveden or use the existing one if one has been retained.

(e) Look up what laws Sweden passed to enforce the GENOCIDE convention.

(f) Do a rough draft petition to whatever authority channel terminals were specified in the Swedish law for implementing compliance. Use any and all directly connected names. Charge them with applicable violations of the convention, particularly incitement. Be wary of violating any freedom of the press laws that may exist. Include any documents and Scn bona-fides.

(g) Have the attorney draw the petition in final form.

(h) Submit the petition per official channels per (e) and (f).

(i) Exhaust all remedies (as this can go to the UN and EU Commission).

(j) Press and publicize any advantage gained so as to provide a deterrent to these attacks.

21 0/26

[illegible]

[Project SHOES]

SWOT #25 UN vs Sweden]

When all recourse on GENOCIDE has been exhausted in Sweden and when and if it has failed, take the case to the Sub-Commission on Human Rights at the UN.

Reference: Attached UN papers.

(a) Utilize or retain an attorney to work with the Sub-Commission at the UN.

(b) Gather up all documents, including the original Sweden Genocide petition and its enclosures and documents and any and all letters and documents showing recourse has been exhausted in Sweden.

(c) Review the matter against the admissability conditio of the Sub-Commission and correct.

(d) Draw up a rough draft petition for the Sub-Commission

(e) Have the attorney draw up the final petition.

(f) Submit it to the Sub-Commission.

(g) Work with the attorney and Sub-Commission to provide any further data required.

(h) Cooperate with Sweden in any opportunity to correct or remedy with situation.

(i) Take advantage of any possible way to use this as a deterrent to further Swedish attacks.

22 of 24

14

PGM SNOW WHITE

Project SCIENTOLOGY
(a Swedish Dance)

SWOP # 26 EU Comision vs SWEDEN

Sweden is a signatory to the Eu Convention on Human Rights and has ratified it prior to '67.

Articles 9, 10 are in violation in Sweden.

This action has to be brought by Swedish Scns as the Convention on covers "persons with jurisdiction".

(a) Retain or use the attorney already retained to work with the EU Commission in Strasbourg, France.

(b) Examine the work and documents done re Sweden. (three prior acts in this pgm) to sort out what can be brought before the Eu Commission.

(c) Draw up a rough draft petition. Study the 2nd para of each of the two violated articles as public safety, order, health and morals are accepted reasons to violate the convention and it will have to be shown that Scn has done none of these as they will be used as a defense by the country saying that Scn threatens them.

(d) Review the Admissability conditions of this Eu Commission against the petition and be sure that all these conditions are met.

(e) Have the attorney do the final draft.

(f) Submit the petition to the Eu Commission as a petition from Swedish Scns.

(g) Cooperate with the Commission.

(h) Follow up any advantage gained with the country.

(i) Press the matter through as a deterrent and use it to quell further attacks.

23 #26

FOR SNCV WHITE

PROJECT COAL

SVOT 27. West Germany

The Federal Republic of Germany is peculiarly sensitive to a charge of GENOCIDE as the Nazi behavior against Jews provided the impetous for the Convention. The country bends over backwards to mend its reputation as criminals. It is a signatory.

(a) Coordinate with all GO actions and only operate through the GO. (A suit is already in progress.)

(b) Using existing attorneys, obtain what legislation Germany passed to enforce the GENOCIDE Convention which it signed and ratified.

(c) Seek to obtain , by subpoena in any existing suit and other legal means, any files or dossiers on Scn or its principals.

(d) Compile a list of names of those who have been violating the Convention articles or its principles.

(e) Do a rough draft of a petition to whatever authority in Germany was spe. ied in the legislation in (b) above. Include all references and documents as well as the bona-fides of Scn. Cite those guilty of violations of the convention, document exactly how and the clause violated.

(f) Have the attorney do the final draft.

(g) Submit the petition.

(h) Exploit any advantages gained.

(i) In case of no real success, be sure that all recourse has been exhausted as this goes before the UN and the Eu Commission.

(j) See that this concludes as a deterrant to further attacks.

24 Aug 26 /1/

PGM SHOT WHITE

Project BUCKET

SWOT #28 UN vs Germany.

Reference: Enclosures re UN handling individual petitions.

If, as in each case where local remedies are exhausted without success, Germany does not give satisfaction, the GENOCIDE violations are to be taken to the Sub-Commission on Human Rights.

(a) Retain a new attorney for the UN or, if one already exists, use him.

(b) Collect all documents and petitions as per the earlier German Tgt and SWOT #27.

(c) Do a rough draft of a petition for the Sub-Commission with all relative documents.

(d) Review the petition against the Admissability list to be sure that it will be admissable.

(e) Have the attorney do the final petition.

(f) Submit to the UN Sub-Commission.

(g) Cooperate with the Sub-Commission.

(h) Work with the German attorney to revive or further the case, through the UN attorney.

(i) Exploit any advantages gained.

(j) See that this matter serves as a deterrent to further attacks in Europe.

25 of 26

9

PCM SHOW WHITE

[Project CLASS

SWOT # 29 EU Commission vs Germany.]

Reference: EU Commission papers as attached.

The Eu Commission may accept a petition brought by German Sens as to violations of Articles 8 and 9 of the Eu Convention on Human Rights.

The Federal Republic of Germany both signed and ratified the Convention prior to 1967 and is therefore bound by it.

(a) Retain a or use the existing attorney already retained in Strasbourg, France.

(b) Assemble all documents relating to earlier German targets as well as all Correspondence.

(c) Do a rough draft petition, suitably documented. This is brought by German Sens. As Articles 8,9,10 and 11 of the Convention each have a second paragraph tending to limit the freedom, documents must be included to disarm accusations that Sen is detrimental to national security, public safety, the economic well being of the country, public order, health or morals and that it does not injure the rights or freedoms of others, as these points will be used to argue Sen suppression.

(d) Review the rough draft against the Admissability requirements of the Commission to be certain each one is met. (As enclosed.) The Great majority of petitions to this Commission are rejected as "inadmissable" and this point requires the greatest care.

(e) Have the attorney draw the final draft.

(f) Submit the petition.

(g) Cooperate with the Commission.

(h) Work between the German and Commission attorney to take full advantage of any change of heart by Germany.

(i) Exploit all advantages gained.

(j) Use this matter as a deterrent to further attacks both in Germany and in Europe.

26 8 26

A G Mirc Ldrs

HUBBARD COMMUNICATIONS OFFICE
Saint Hill Manor, East Grinstead, Sussex

Cen O Con
Guardians Offices
Intelligence
FTO

HCO POLICY LETTER OF 16 FEBRUARY, 1969

Issue IV

Confidential

TARGETS, DEFENSE

It is quite obvious that Scientology has to maintain a defense perimeter. In 19 years of continual attacks it is obvious that Dianetics then Scientology must have lain across some concerted plan by another older group to do something else.

To analyze what the others intended, it is only necessary to review what Dianetics and Scientology intended to do and assume the reverse.

Experience has shown that defense is only effective when one sorties or attacks.

When we did not give a lot of time and energy and funds to knocking out real enemies we came close to losing the lot.

The errors we have made have been

1. Defending only.

2. Defending on Son ground.

3. Being reasonable and assigning mild motives to the enemy.

4. Failing to attack early and hard.

5. Undervaluing the broad social value of Son.

6. Individuating from other similar organizations.

7. Not learning enemy tactics and using and bettering them.

8. Failing to heavily contest for public opinion and public media.

9. Failing to identify the enemy early and hit him hard.

A. Our best defense is that we are sincere, that we are effective and that we commit no crimes.

B. Our next best defense line was being sure the public knew we were a Church.

C. Our next best was being quick and able and using very fast comm lines.

We must not repeat the errors of 1 to 9.

And we must reinforce A, B and C.

BAD COPY

TARGETS

The vital targets on which we must invest most of our time

Depopularizing the enemy to a point of total obliteration.

Taking over the control or allegiance of the heads or proprietors of all news media.

Taking over the control or allegiance of key political figures

Taking over the control or allegiance of those who monitor international finance and shifting them to a less precarious finance standard.

Generally revitalizing the societies in which we are operating.

Winning overwhelming public support.

Use all other similar groups as allies.

These, of course, are very long range targets. But it is what must have to continue the longevity of our organizations.

Our only justification for doing those things is that Scientology is the only game where everyone wins.

The names and connections, at this time, of the bitterly opposing groups are

1. Psychiatry and psychology (not medicine).
2. The heads of news media who are also directors of psychiatric front groups.
3. A few key political figures in the fields of "mental health" and education.
4. A decline of monetary stability caused by the current planning of bankers who are also directors of psychiatric front organisations would make us unable to function.
5. The cold war is being fought on home ground and has an apparent target of degrading western society to a point where we are finding it difficult to operate, a degraded society can be swallowed up easily by any enemy.
6. The public is somewhat sympathetic already but in a democracy trials are by public opinion. To win all the way, the bulk of public opinion must be at the level of love us - hate the enemy.
7. Many groups exist with similar aims. They need organizing and uniting.

At first glance the targets T1 to T7 are a pretty big handful. We have to start somewhere. And we might as well start in the section of the total target as per T1 - T7.

Nearly everything we are doing is already tending in that section T1 - T7.

We have the advantage of new vital technology and a monopoly on it. New technologies are the things which made progress.

We do not have a Utopian dream or a planned society. We are trying to survive. Our theory is that if individuals become more honest and less harrassed they will be capable of building a better society.

The fact is we would have gone along happily minding our own business. But these fantastic and continuing attacks have pushed us more and more into developing a technology and direction of defense.

We now have a lot of experience. We have been hurt, we have been held back. It has cost us millions. Normal channels of the society have let us down. Therefore we are on our own. Obviously. To our actual and factual view, the West is prostrate and near helpless and the rest of the world is a big slave camp.

If we don't do anything about it we and everyone else are gone.

So we may as well have a go.

If we unite all groups into an interplay and use all forces extant and channel them we have a very big chance of winning.

Therefore from an appreciation of all data to hand and experience it seems that T1 to T7 must be embarked upon.

These give us a multitude of lesser targets. Anything we do in guardian actions to add up to T1 to T7 is beneficial. Things that don't are a relative waste of time.

If we, doing our jobs, doing no wrong, breaking no laws, are having trouble operating, what about the rest of the lot? We're not the only ones in hot water. In fact we are probably in far better shape than many many other groups and for sure in bet er shape than other individuals.

So we can and must take the lead.

And we ourselves must develop many leaders.

We may as well start now and push all we are doing in defensive actions into T1 to T7.

L. RON HUBBARD
Founder

LRH:bw
Copyright (c) 1969
by L. Ron Hubbard
ALL RIGHTS RESERVED

Operations Definitions

Gus-
7/8/77

8591

BUTTON SURVEY: A comprehensive examination, inspection, researching or investigation of persons which have control or influence over an attacker's position of power to discover what they hate and love. Also the same activity in relation to the attacker to discover what he considers valuable or what he is protecting. The results of surveys are what Operations plans and channels are based on.

CHANNEL: (dictionary) The medium or route by which information, trade, influence, etc. are transmitted. Any means of passage, course through which something moves or passes.

(Ops) The way in which Operations buttons and data are utilized to bring about an enemy restraint or removal. There are usually 3 channels to an Operations project or plan.

INCIDENT: (dictionary) A definite distinct occurrence; an event. A relatively minor occurrence or event that precipitates a public crisis.

(Bl, G01150) "...any created incident and the result of such."

(Ops) A set of circumstances or event created covertly (stage manage behind the scenes), exposes the standard enemy defenses, and which is of detriment to the enemy when exposed. It can be exploited by Bl or FR.

REMOVED: past tense of remove. Remove (dictionary): To take away. To do away with; eliminate. To dismiss from office.

(Ops) An attacker of Scn or Scns dismissed from the position of power from which he attacks as a result of Operation's actions.

RESTRAINT: Any influence that holds back from action, checks, represses; that limits or restricts, inhibits; that restricts freedom of action by either moral or physical force, frequently for one's own good.

(Ops) An enemy restricted on a gradient scale, from momentarily to permanently, from attacking Scn or Scns as a result of Operations actions. For statistical purposes restraints are classified as either "serious" or "mild".

Drill_____:

USING BUTTONS.

HATE/LOVE.

In each of the following write out 3 ways that you could connect up the target person as anti-love or pro-hate of his/her bosses (or person with power to influence his/her job) buttons.

a. Target: Bob Jones 18 yr old stock clerk in local grocery store.

Boss: fires kids who are druggies, loves employees who are on time to work.

b. Target: Mrs. Grover a 45 year old volunteer worker at the local Charities Assn.

Boss: Director of the assn. hates people who drink alcohol, and hates employees who wear any type of religious symbol (ie, cross, Jewish star, etc.)

c. Target: Bill Bonehead 25 yr old reporter at the local newspaper.

Boss: Hates enthusiastic reporters or ones who develop their own story ideas. Loves robotic "yes men" to work under him.

d. Target: Byron P. Stonehedge 60 yr old director of the United General Corp., a multi-diversified $300 million dollar a year corp.

Bosses: Chairman of the Board likes company men who tow the line; once got a director fired because the directors got bad national press when hmm his wife committed suicide off of a Las Vegas hotel after running up gambling debts - hates company scandal like this. Stockholders like dividends and earnings from their stocks, hate anything that could prevent such.

e. Target: Dr. Ughlie, internationally known psychiatrist, 57 yrs old, professor at a local private college and in private practice.

Bosses: The local college alumni and president love good PR for their school, which hold up their image as a college with famous professors; hate bad PR.

VALUABLE/PROTECT: in each of the following write out 3 different ways that you could threaten or attack what each target person considers valuable or is protecting. Hmmmm

aa. Target: Robert Dayman editor of local newspaper, 56 yrs old.

Val/pro: His status in media circles, belongs to national media clubs and assns. His cow breeding farm 10 miles out of town.

bb. Target: Free-lance writer Sandra Haney, 32 yrs old, single, promiscuous 2d, drinks alcohol or smokes pot daily.

Val/pro: Doesn't want her parents to know about her promiscuity. Values her "freedom" as a free lancer. Protects herself from being at effect with others, likes to control and attack others.

cc. Target: Investigator in local district attorney's office Todd Briggs, 45 yrs old, married, one child.

Val/pro: Being able to play golf every saturday and sunday, gets very ARC broken if he can't. His free time after work at night, hates to stay after 6 pm to work a minute after quitting time.

dd. Target: Congressman Harris, 51 yrs old, 1rst term in office, widower, 2 married children.

Val/pro: His PR as "an important person" in his community - likes for people to admire him, which is built on his this rickety PR as congressman and as former county commissioner.

ee. Target: Dr. Goldnose, local child psychiatrist, 48 yrs old, unmarried.

Val/pro: Doesn't want anyone to know that he gets sexually aroused by children, that he performs various perversions with his child patients and keeps a collection of nude pictures of children.

Drill_____:

Planning operations: Take each of the following situations and data and plan a three channel operation for each one, using full target series tech, with the purpose of removing or fully restraining the enemy concerned. The viewpoint on each of these is to get something going fast on each enemy and not to get involved in lengthy researching or data collecting. Fast research targets may be added if necessary.

a. Mock up an operation on: a local psychiatrist who doesn't formally practice psychiatry anymore, but has a column in a local newspaper in which he discusses just about anything he wants to, colored by his psych viewpoint. He has been traced back as the Who behind local press attacks on the Church. We know that he attends orgies rather frequently with male prostitutes; that he's married with two children; that he's a social heroin user - uses it 1-2 times a month at parties; that the owner of the newspapers wife is a rabid Christian and dispises anyone who is against that; that the newspaper owner dearly loves his wife and would do anything for her; that the psych likes to go sailing weekly on his yacht; and that he smokes camel cigarettes.

b. Mock up an operation on: a female publisher who is behind printing great quantities of entheta on Scn. We know that she is a registered alien (not a US citizen); that if aliens are convicted of a crime they will be deported; that she is wanted for contempt of court in her native country, Germany; that she occasionally smokes marijuana; that she owes lots of money to writers whose books she published and has many outstanding bills to pay (printing, office supplies, lawyers, etc) and is actually very very insolvent; that she has been doing business in Chicago for 5 yrs without a license; that her father was a Nazi who killed over 1,500 jews in Poland; that she is engaged to be married to a man whose father is the conductor of the Chicago symphony orchestra.

c. Mock up an operation on: a local squirrel group leader who blew the Sea Org four years ago and now has a rapidly expanding squirrel group. We know that he is money motivated; is married but has affairs with female students; we have 2 PSMs in his group 1 is a student, the other handles the finances of the group; that he gets Scn HCOBs and re-writes them verbatim except that he changes mentions of Scn/Dn to the name of his own group and LRH's name to his own; that he's auditing a local policeman; that he has a grant for $5,000 with the local

government to pay his "research" expenses for the next 2 years which he spends on utility bills and other operating expenses; that he's got two pet dogs and one pet turtle; and that he spends lots of time and money maintaining his obsession, a restored 1926 Rolls Royce.

d. Mock up an operation on: An SP writer who works for a popular national magazine and who on his own has developed international comm lines with anti-Scientologists and disaffected staff members. He acts as a "switchboard" for enthets on Scn and LRH and sources many false reports on his own. We know that he drinks liquor daily; has a hobby of building model airplanes; has been an award winning writer but hasn't won an award for 5 years; that the publisher/owner of the magazine's pet love in life is to get his own name onto as many board of directors or committees lists of social do-gooder or charity give-away associations, etc. as he can; that the writer's senior editor will get very upset with or fire any writer who doesn't put in some working time at the office in the evenings or weekends and that the writer puts in just enough hmmm extra time to keep his boss happy; that the writer likes to go fishing and hunting.

e. Mock up an operation on: a disaffected Scientologist who blew Scn from his local hometown mission last year and is now writing enthets in the local college newspaper where he attends school and writes in the newspaper as part of his journalism studies. One of his enthets articles got bought by a nationwide college wire service and was printed in many college papers throughout the US. We know his parents and a few of his friends names from his former records at the mission and that he likes sports, but that's about all.

Drill_____:

Following are drills to practice locating buttons for use in Ops. These are not all the ways to find buttons. Any difficulties encountered should be reported to your supervisor so that proper referral to materials or cramming can be done.

HATE/LOVE

a. Write down 5 separate hate or love buttons that you have observed others to have had. (examples: When I was a kid I remember our local butcher used to hate kids running through his store, in fact he'd lose business by throwing the mother's of such children out of the store before handling their meat orders. Mrs. Kolby, my 5th grade teacher, loved students who wore newly cleaned and pressed clothes so much that she'd give them higher grades than they deserved.) _____

b. Go through some magazines and find long stories or interviews of various people until you can get 3 different people from which you can extract hate and love buttons. Write down what you found on each person._____

c. Go observe as many people as necessary so that in the end you can you have observed 5 different people about which you know at least one of their hate/love buttons each. You may not speak with any of these people except to maintain your cover in the area. Write up your results. _____

d. Go through the literature (magazines, newsletters, bulletins, etc.) of a professional, trade or specialty group and note down the ~~meaningful~~ hates and loves of that groups gleaned from the literature.

_____

e. Interview the head of personnel in some company under suitable guise and find out "reasons why" (Hate/love buttons) their personnel get hired, fired, demoted and promoted. _____

f. Go to a store, factory, agency or somesuch and interview or survey or converse with several employees to discover the hate and love buttons of the management. (minimum of 5 people) _____

g. Locate a local executive or manager of some local business or activity who handles junk s or owns the business. Now by observing him, interviewing him or those who know him, and reading anything published about him and/or his line of work, find his hate and love buttons.

_____

VALUABLE/PROTECT
aa.

aa. Write down 5 separate valuable or protect buttons that you have observed others to have had. (example: my neighbor used to spend most of her spare time and most of her money collecting and mounting butterflys, which she kept in a bank vault when not working on them or viewing them. My uncle used to be very concerned about keeping the family together, he arranged all the family parties, even made up reasons to get family members together and bought family gifts which he really couldn't afford).

bb. Go through as many CIC files on individuals as necessary until you can by file date alone find on 3 people what each person considers valuable or is protecting.

cc. Get into good comm with 3 different individuals and find out something each considers valuable or what they are protecting.

Drill_____:

6 7/8/7

Spreading rumors. Flunk for anyone spotting you as a source of falsity or troublemaking, etc.

a. Spread a rumor to another. _____

b. Write up results. _____

c. Spread a rumor to another and get him/her to spread it to someone else. _____

d. Write up results. _____

e. Get a rumor spread around a small group to a point where at least 2 others repeat it to others. _____

f. Write up results. _____

g. Get a rumor spread around a large group (more than 50 people) to a point where at least 5 others repeat it to others. _____

h. Write up results. _____

Drill_____:

Third partying. Flunk for being challanged as source of third party or conflict.

a. Third party someone to another._____

b. Write up results._____

c. Third party someone to another ensuring that you get as your product certainty that that person 3rd partied to really is in doubt about the other person or has a lessening of ARC for that person.

d. Write up results.

e. Third party someone to another ensuring you get as your product an observed conflict.between the two.

f. Write up results.

g. Third party a Group to another group ensuring you get as your product certainty that the group third partied to really is in doubt about the other group or has a lessening of ARC for that group.

h. Write up results.

Drill_____:

Creating effects. Do nothing illegal or anything which done without thought could reflect poorly back on the Church or yourself - ie, press, police record, etc. naming the Church or yourself. Flunk for disbelief of your guise or effect not fully created.

a. Select a guise and do something to get another to go into sympathy with you and help you.

b. Write up results.

c. Select a guise and do something to unintentionally get another to intentionally avoid you or get angry with you.

d. Write up results.

e. Get into the guise of a salesman/lady and go into a store under the guise that you work there, until you get someone as (customer) to ask you a question and you handle them as applicable.

f. Write up results.

g. Get into the guise of a nurse or doctor in a hospital or medical facility to the point where you give an order or direction to someone inside the facility (public or staff person) and they comply fully believing your identity.

h. Write up results.

i. Get into the guise of being a wealthy individual in a Cadillac, Mercedes, Jaguar or Rolls Royce dealership and get a salesman to give you his services for over a half hour and test drives of at least 3 different autos. (If you don't drive, may substitute an exclusive chain of jewelry stores, ie, Tiffanys, to try on 10 different diamond rings over 1/2 hr period of time.)

j. Write up results.

k. Mock up a guise and get at least 3 different people to believe it and handle you for at least 5 minutes all at the same time.

l. Write up results.

m. Mock up a guise and get at least 20 people all at the same time to stop what they're doing and pay attention to you for at least 3 minutes.

n. Write up results.

Drill _____:

Creating incidents which reflect on others. Flunk for being spotted as creator. Take care here to use real targets or elements of society which are downstat, criminal or suppressive.

a. Locate some type of mental health clinic or psychiatric hospital and find some area where a bunch of employees work together in one space. (Like a business or records office, or some psych consultants that work in one area, etc. Pick out a target employee to run an op on. Now from direct observation in the area and data and about the area and anything you may know about such areas from your own experience, pick a beingness to assume which would be disliked in that environment. Now connect that beingness up with the target person (either while the target person is present or absent) in such a way that impinges with one or more of the target persons fellow employees (ie, you're certain that the fellow employee/s won't immediately dub-in your connection to the target person as being okay or not unusual). This must be done by some type of personal visit (not phone, mail, etc.). _____

b. Write up results.

c. Do the same as the previous channel, same employee or a different one in a different area if you wish, but this time run the channel with the target person's senior as your public instead of his fellow employees. Must be done by some type of personal visit by yourself or by getting an FSM to do it. (r-factor and drill FSM as needed). _____

d. Write up results.

e. Do the same or similar thing on a target person, his/her boss as the target for your channel, and an FSM must be used to execute the target the channel. You may do all the research, etc. yourself, but you must run an FSM to actually physically carry out the op. (no letters, phone calls, etc.)

f. Write up results.

Pack
9592

Drill_____:

Recognizing basic effectiveness of plans. Take into account effectiveness, security, legality, workability, etc. when making your decisions. Chose which basic plan is best.

a. General scene: person to restrain/remove, Mr. Jones, employee in local govt. agency attacking the Org.

1. Order hundreds of dollars worth of liquor in Jones's name and have it delivered to his home to cause him trouble and make the liquor store owner dislike him.

2. Call up Jones's boss and accuse Jones of being a homosexual.

3. Send Jones's boss evidence of Jones accepting bribes on his job, with copies to police and local FBI.

b. General scene: a psychiatrist who has instigated attacks on the org via police and press.

1. Expose his Nazi background to the press with evidence that he still attends local Nazi meetings.

2. Wake him up every night by calling him on the phone and threatening him.

3. Send an FSM in to be a patient of his for a year to disperse the psych during sessions.

c. General scene: a newspaper executive Clyde McDonald who's behind local attacks.

1. Poison him while he's asleep so he'll never start another attack.

2. Make known to the paper's owner that McDonald is responsible for the paper's decreasing advertising revenues.

3. Spread a rumor around to the paper's employees that McDonald is a communist.

4. Put itching powder in McDonald's clothes so he'll scratch himself all day, thus preventing him from writing a story.

d. General scene: a grammar school teacher who got an applied scholastics grant cancelled and is continuing to cause trouble for ASI in other schools.

1. Cleverly kidnap her and run reverse processes on her while implanting the phrase, "I will never attack ASI again, I love ASI."

2. Get copies of the court records where she was found guilty of child molesting and send a copy to the school principal, board of education, and a few school childrens parents.

3. Send a male PSM in on her who, after she falls in love with him, will get her to move out of the country with him.

4. Pay ten of her students to write dirty phrases about her on the schoolroom blackboard.

e. General scene: a local Catholic bishop is causing many local attacks on the org.

1. Send several PSMs over to the Catholic church to swear at him in confessionals.

2. Connect him up to abortion and/or pornographic activities.

3. Write the Pope an anonymous letter stating that the bishop is really a rabbi under cover.

4. Spread a rumor around town that he's against air pollution.

f. Mock up 5 similar examples as above on your own, noting the correct answer.

i. Third party a group to another group ensuring that you get as your product an observed conflict between the two.

j. Write up results.

USGO [redacted]

COLL OFF FLAG GO

4 November 76

Re: Security Measures Taken w/FSMs

Dear Randy,

1. Ensure that the FSMs don't have any familial or other PTS sits on their lines.

2. Ensure that the FSM has a believable background and that they know it.

3. Ensure that phone calls are made in code and that if something hot needs to be communicated that a meeting is set up - the meeting set up is also in code.

4. Ensure that any auditing of the FSMs is done at the safe house and not in their homes.

5. Drill them on being alert to tails.

6. Any offensive action that they take is drilled before the action is taken.

7. Ensure that they give a real background on personnal applications which doesn't include SCN.

8. Any meetings not in homes are in places where they will not attract undue attention or look like some sort of weird, criminal activity. (ie. drug connection, etc.)

9. Where possible, the FSMs do not let people they work with know where they live.

10. They don't give out their phone numbers to others.

11. They maitain no financial, or other tracable ties to former addresses.

12. If they have some sort of PTS, etc, sit to handle they are not put on any sensitive cycle until that is handled.

13. Auditors and others not in the GO who come into contact with these FSMs don't get any info that they don't need to know about the FSMS, or their jobs.

14. They have no SCN materials in their houses.

15. They have any sensitive material locked up.

16. They xerox things that are needed in the office, instead of taking out a file, prolonging the cycle and endangering the connection to the church.

17. Where attention is drawn to them or a possible connection between them and the C of S and an adequate cover is mocked up to divert attention away from their area.

18. Whenever an FSM is directed into an area in which they have to get info which may present a bit of an outpoint, a suitable cover is designed for them to be in an area BEFORE they go there, and also worked out as to what their response would be if they were discovered.

That's about it.

Love,

Tom

Ex. operative wants to "have an affair" with Wog. Give good R-factor on exact position FSM would be putting self i regarding must of maintaining security and never disseminating to wog and being on constant withold, on never being able to tell and make it clear that this is the case..

Then put it to FSM--if you can handle it go ahead, watch for any bad indicators and check this area in casual conversation frequently. Ex. Hewis it going with Bill?

Make sure that FSM able to talk with you about most anything (high ARC level ensures this) Do not make FSM feel wrong or inadquate etc. Let them know that they are doing a hard thankless type work and are appreciated and valued, etc.

As a standing rule only handle to point that FSM capable of handlin for self. Handle toward this. Ex. rollercoastering-- check for PTS and if SP located work with FSM on handling he or she can do. Ex--running around with several men and no time for work production down--find out why not producing. Let FSM know that running around with men detracting from work and that if she wants to do this it is her business so long as she produces and that it doesn't interfere.

I have had several instances of FSM/wog 2 d activity. They have resolved with R-factor on exactly what situation is and probable results. FSM dropped wog. Had one case of FSM caving in on relationship with married wog--found on inspection to be PTS 1 to person at evening job--hadx problem not with married wog at all--person could handle this.

If at all possible arrange autiding for your people.

Make sure that you stay in comm with people (minimum of one meeting together a week.)

Best way to arrange meetings is to set up next meeting at current one--this eliminates phone calls whcih can be tapped and enables good shheduling.

Simple phone codes can be used for signaling as needed

CO must communicate to oprative that CO is out for operative and will do all possible to protect and take care of operative..

Best way to judge operatives is by their production.
Best way to run area is to get competent people and put them on job, brief them, let them get on with it, debug as needed and when they do well let them know. Extensive management not needed if competent well-briefed operatives there.

Let them propose solutions to problems, etc-xxxxxxxxxxxxxxxx

[illegible]

[illegible] are volunteers and doing it because [illegible] simple [illegible] of an order--they just do it because they want to.

pg 20 - CV

If you can't tell him something--let him or her know that if you can't do that--lie well.

One particular occupational hazard is that you are training these people to lie well, deceive, be tricky. There will often be a certain point where probably just out of cockiness or because it appears to be a workable operating basis they will try this with you.

You better be sharper and just let them know that it's good to be clever and all but not with you.

Better to have them tell you that the decided to go fishing instead of working and ask this and say--well now I want you to get me the file than to chop them for this so that they will try and put by some sort of story the next time instead of telling you about fishing.

If you listen, repeate objective and let them know that you need and want fiel and so do they next time they won't go fishing, or if they do there is a sit. to be unraveled..

For some of finer points on dead drops etc see Spy and Masters or Fridhkov lecture in the Pontkovsky papers.

Secret

DATA #1

23000

CS G Asst Info

cc: DG I WW

DG I US

(A)

Priority

15 March 76

cc: G WW
cc: DG US
cc: AG I Base

This reflects the success of the one partially successful OP.

RE: Mayor Cazares

Dear Jimmy and Mo,

Here's some interesting data that has just come to my attention and which I am sure will be of use in our handling of the Mayor.

On 13 March Cazares went to a DC National Mayor's Conference.

On either 13 March or 14 March, the Mayor picked up a young woman. On 14 March in the evening and after a few drinks, he had her take him for a ride on a dark and lonely road near DC.

On the drive, the Mayor was quite amorous with the woman and had serious intentions of going to bed with her. The woman was driving while holding him off.

Suddenly the car they were in struck a man at approximately 25 miles per hour. Neither the young woman or the Mayor stopped to help the man or even find out if he was dead or just seriously injured.

The Mayor was quite upset and didn't speak for several miles at which time it appears that he asked the woman if maybe they shouldn't go back to see if they could help. The woman did not stop and the Mayor didn't press the issue. Only one person observed the incident - a man who was following the Mayor. Neither the Mayor or the woman knew they were followed, though the Mayor expected we would be following him in DC.

The man who was hit is perfectly all right. And no one but us knows who he is or that he is all right. The man has agreed to keep the matter totally

page 1 of 7

ITEM #3

7/8/77

0-0007

C-10
p223

quiet.

The young woman took the Mayor back to his hotel and dropped him off.

Unexpectedly the Mayor checked out of his DC hotel room this morning (13 March) presumably to return to CW.

There is of course much use to which this data can be put on BI lines and I am in fact reviewing the data and planning our actions to make the most use of this.

Oh, additionally we tried to trace the license plates and the girl without success. And the Mayor himself does not know for sure who she is. We will continue to look for her until we find her and then see to what use she can be put in our actions. I know for a fact we can find her if we really need her.

I should think that the Mayor's political days are at an end.

I'll keep you posted.

Love,

Dick

page 2 of 19

0-0008

C-10
p223

SPEEDY GONZALEZ

MAJOR TARGET

To ruin Mayor Gabriel Cazares' political career by spreading a scandal about his sex life broadly.

PRIMARY TARGETS

Unclear as to whether ever done or not.

1. AG Info and Br I Dir to fully understand and carry out this programme.

2. AG Info and Br I Dir and others as needed to carry this out.

3. To ruin Cazares' political career with political/sex scandal.

4. AG Info and Br I Dir working out the logistics of this pgm.

5. D/AG Info de-bugging as needed to get products moving.

6. AGI mocking up new targets as needed to get the major tgt and reviewing this pgm for effectiveness and plan accordingly.

VITAL TARGETS

1. That the survey is done on the campus that Larry Galantis is on.

2. That Larry Galantis is physically seen and identified.

3. That Lina Galantis is physically identified.

4. That surveys are mimeo'ed off(200).

CONDITIONAL TARGET

1. If the survey shows that affairs outside marriage is unacceptable then go on with the programme. If not then review and do another Op.

OPERATING TARGETS

1. Stake out 623 Palm Drive, Dunedin, Fla. and identify Larry Galantis. Get pictures if possible, if not, a good description.

DIR BR I

2. Determine from the college registrar at St. Petersburg Jr College if Larry Galantis is registered at the school, if so what class.

DIR BR I

page 15 of 19

0-0021

BAD COPY

C-10
p223

2a. If so then his activities on campus are to be observed, his movements, habits, where he goes, who he hangs around, etc.

DIR BR 1

3. Get someone who looks like a college student go to the campus and get a St. Petersburg Junior College T-shirt. Shirt and [illegible] out after, so it looks [illegible]. Wash the

DIR [illegible] 1

4. With this "student" wearing the T-shirt, the survey is to be taken on the campus. The best hours for this would be between 10am-12noon.

DIR BR 1

5. Larry Galantis' classmates and people in his immediate area are to be surveyed, including him.

DIR BR 1

6. Survey results are to be tabulated and determined if it's a button on campus and with Larry Galantis (per survey questions).

NOTE:

AG1/[illegible] 1

ASSUMING IT IS A BUTTON DO THE FOLLOWING: (If it is not a button revi[illegible] [illegible] [illegible]).

7. Find people near Larry but not close to him and spread the rumor [illegible] Larry Galantis' mother is having an affair with [illegible] mayor [illegible] and he's ruining her life.

DIR BR 1

8. This is to be spread by about 3-4 different people on the campus over a 2-3 day period.

NOTE: The implication is that Lina's life is ruined

DIR BR 1

9. This is to be said to different people on campus and the rumor spreaders are to say it to each other, in the school bookstore, in the cafeteria, etc. (the surveyor should not be one of the rumor spreaders).

DIR [illegible] 1

Note: THIS IS TO BE SAID OVER AND OVER TO ALL SPOKEN TO:

" DID YOU HEAR THAT THE MAYOR OF CLEARWATER--CAZARES--IS HAVING AN AFFAIR WITH LARRY GALANTIS' MOTHER...HE'S IN (CLASS) ie: Psych [illegible]

page 16 of 19

0-0022

C-10
p223

BAD COPY

10. When this rumor has been spread around campus for 2-3 days then on the last day of the rumor spreading a young man (should sound as close as possible to Larry Gilantis as possible) calls Mayor Cazares' house and speaks to Mrs. Cazares.

Note: His tone is to be Grief and then anger.

In grief he says: "Your husband is a hypocrite and should stay away from my mother. It's all over campus and I'm pointed at and they're all laughing at me like I'm a fool or something. If he doesn't stay away from my mother I'm going to go to someone who will see that he is ~~handled~~ dead.

If Mrs. Cazares asks who is this--the caller is to say: (NOW IN ANGER)

"Just ask him about Lina, and while your at it be sure to tell him that he's a God Damn Hypocrite!! Be sure to tell him THAT, and have up.

11. [illegible] calls are to be made to Larry Gilantis' house (calls [illegible] from college students [illegible] rumor), and some of the following is to be said:

1. "Hey man, I really dig your mother."

2. Is your mother as good as the Mayor says she is?"

3. "Lina gives good head."

4. I heard at the bookstore on campus that your mother doesn't charge."

and other similar type calls.

DIR [illegible]

12. If Lina answers (some should ask for her as well) the caller should say:

a). "You are ruining Larry's life at school you slut."

b). " Some mother you are nothing but a (the Greek word for [illegible]"

c). "Do you like young boys or just old Mayor's?"

d). "I'm an instructor at Larry's school and I think that you [illegible]

page 17 of 19

0-0023

BAD COPY

C-10
p223

smart to discontinue your relationship with Mr.Cazares fo[illegible] the sake of Larry's future. I don't want to get involved [illegible] it might be good advise."

[illegible]

13. Wait one more day and have a "sweet young girl" call Larry at home and say the following:

a)."I've seen you around campus and I think it's a [illegible] shame that the kids are talking like they are about your mother."

b)."You don't know me, but you are human and I care what hap[illegible] to you."

c)."I think that the Mayor is a [illegible] hypocrite".

The girl is to get him into anger on the subject if possible and then suggest:

A)."Maybe you should just call Mr.Cazares and tell him to get [illegible] or something, I know why don't you just tell him he's a hypo[illegible]

She is to get his feelings about the whole scene and see [illegible] could get him to agree to call the Mayor. If he says yes, the[illegible] she is to leave the line [illegible] for further contact, just as [illegible] friend. She can give a phony first name only and no phone n[illegible] or address.

[illegible]

14. If he [illegible] then the girl is to follo[illegible] with another call the next day asking him if he called. If he [illegible] then the following is to be done.

A)An unsigned letter is to go to the City Commission(pick [illegible] person who would show it to the Mayor, best a female Commis[illegible]

not

B) This letter is to be typed on campus at the library on the typewriter used by the students on campus.

C).The paper is to be letterhead from St.Petersburg Jr Coll[illegible] bought at the school bookstore.

D) The letter is to be mailed from the campus or close by if mailbox is on campus.

[illegible]

15. The letter is to say:

" Mayor Gabriel Cazares is a hypocrite and has ruined a [illegible] reputation and her son's life and future career."

page 18

0-0024

BAD COPY

C-10
p228

... ... of the lover "Larry" should make a call to the City Commissioner who he sent the letter to and say the following:

1. "I'm the one who sent the letter to you about the Mayor he[illegible] a hypocrite and I want to establish one point, this is no jo[illegible] no hoax, it is the truth, the Mayor is having an affair with [illegible] mother(grief, heavy grief) and I don't know what to do. It's [illegible] over campus and I'm going to leave school, I don't want to li[illegible] any more."(Heavy Grief, down to sobbing).

2. Wait for a response..might be why did you call me or who [illegible] you.

"Larry" is to say..."I really didn't know who to go to, I wa[illegible] something done about that hypocrite. His wife doesn't even beleive me. I'm ruined and my mothers going to have to get another job[illegible] another beauty shop out of town, we're going [illegible] have to move, he's a bastard(ANGER). I'm going to the [illegible] .....I'm going to tell the State [illegible] board..ah! that's wh[illegible] I'm going to do. They [illegible] anyone know who we are and [illegible] will do something about him." "Do you think thats the right [illegible] to do?this is to be said with good TR-I to get her into sy[illegible] WHAT AM I GOING TO DO?"

Get reply and say goodbye and thanks for the help.

[illegible]

17. Review all data and feedback and mock up or not new plans accordingly.

[illegible]

jl

AG Info Flag

March 3,1976

page 17 of 17

0-0025

C-10
p223

CONFIDENTIAL

PROGRAMME: HUMANIST HUMILIATION

Major Target

To handle terminatedly the Humanist publication "Zetetic" and the Committee for Scientific Investigation of Claims of the Paranormal so that they never attack Scientology or Dianetics again.

Primary Targets

1. DG I US is overall responsible for the completion of this programme.

2. Targets to be done as assigned to individual staff.

Vital Target

1. Security must be maintained so that there is no come back.

Operating Targets

1. Forge a letter on CIA stationary along the lines of sample letter No. 1 attached. Include a date which is realistic.

2. Copies of this letter should be mailed, untracably, to some anti- CIA terminals including one or two media people. It should not be a broad mail, but should be sent to a selected few terminals who will act.

3. A suitable cover letter should be mocked up explaining the memo to files. This should state that the Committee is C/I sponsored and the whole idea is to discredit any and all psychic phenomena in

4. The cover letter can mention the activities in Stanford regarding research on psychic phenomena.

5. Push the spreading the rumor to get the idea spread that the Committee was (has) set up by CIA in order to squash paranormal research outside CIA and that the Committee is a CIA front group.

6. Have several people (a dozen or more) write letters to the known anti-Scnists in the committee. The letters are to be along the lines of samples No. 2 and 3 attached.

7. The letters are to be sent from real addresses so that return mails can be received.

8. If we have any trustworthy humanists on lines, these can be used as senders, as they would have good credentials as humanists.

9. The letters are to be complimentary about the committee and solicit replies which are anti-religion and state that the committee might also look into christian claims etc.

10. Select the best replies from the known anti-Scnists and whoever else and leak them to the press, Catholic and Protestant religious leaders and religious newspapers.

11. Send these with a suitable cover letter and they should appear to come from inside the humanists.

12. The mailings should be done untracably.

13. When the lid blows, the persons who sent letters should again send a letter to the humanists complaining about the lack of security inside the association. Get them to feel totally infiltrated and introvert them.

14. Keep pushing the spreading the rumor to keep our enemies involved in a conflict with conventional religion.

15. Get religious leaders steamed up by ringing them as concerned members of their religious communities or as reporters or whatever.

16. Some letters are to be sent to known anti-Scnists in the committee. These are to be anti-religion and pro-[illegible] and along the lines of the sample

17. The letters are to be mailed from real addresses so replies can be received.

18. The letters are to solicit anti religion and pro deprogramming statements.

19. Take the best replies and leak them to religious leaders and the media.

20. The mailing should be untracable. It should state the humanists are backing deprogramming all religions.

21. Keep up pressure so that the spreading the rumor spreads and the committee gets involved in the deprogramming issue and comes under attack from religious leaders.

22. The above targets break down into three parts. Thes should be done consecutively so that one mailing does not jeopardise the replies coming in.

23. Report to WW on the progress on this programme and ke in comm.

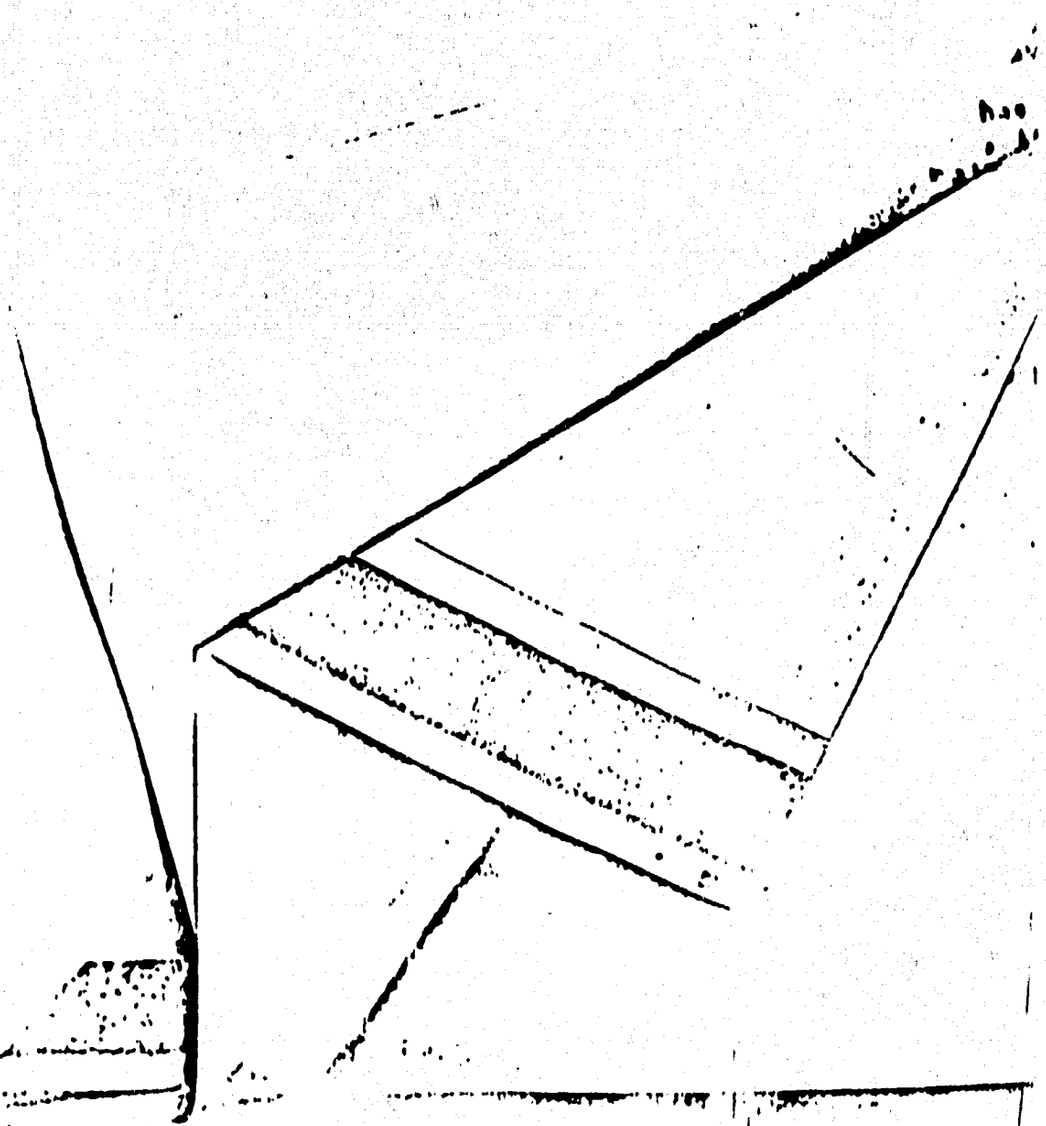

5. Push the spreading the rumor to get the idea spread that the was (has) set up by CIA in orde squash paranormal research outside CIA and Committee is a CIA front group.

7653

6. Have several people (a dozen or more) write lett the known anti-Senists in the committee. letters are to be along the lines of samples N 3 attached.

7/8/77 Desk Line #2 - 1 page 7 C

7. The letters are to be sent from real add that return mails can be received.

8. If we have any trustworthy humanists on lines, be used as senders, as they would have good as humanists.

9. The letters are to be complimentary about the [illegible] which are anti-religion a

P374 190 20

Dear .....

Recently I cam across the publication Zetetic and first [illegible] of the Committee for Scientific Investigation of Claims of th[illegible] Paranormal.

I am not a member of the Humanist Association but would still like to suggest something the Committee should look into.

Religion has given mankind nothing but hatred, agony and war Examples, abound in history, and without going into biblical times, there have been the persecutions of the christians by the Romans, the Islamic Holy wars, the Crusades, the Dark A[illegible] in which civilisation retarded, the Inquisition, witchhunts the "conversion" of the heathens in the Americas, the Hundr[illegible] Year War, etc., right up to the persecution of the Jews by Nazis, the troubles in Northern Ireland and the wars in the Middle East. These by no means constitute the entirety of the list of chaos and destruction caused by religion, but only some of the more famous (or rather infamous) examples the alleged peace and goodwill religion has brought mankin[illegible] not to mention the more individual, day to day conflicts people have struggled through since time immemorial. One man's God has always been another man's devil.

I myself used to be quite religious, and at one point eve[illegible] considered the priesthood. Logic convinced me that it w[illegible] unlikely that I was born into the only true religion, and further research I realised that religious wars have brou[illegible] about more suffering and death than all other causes com[illegible] save perhaps natural death.

If anything can be learned from history, and indeed it m[illegible] it is that religion, which recruits its followers throug[illegible] threats and phony promises, must be abolished. The ri[illegible] permitting even one religion to exist is too great, it [illegible] only in time create splinter religions, counter religio[illegible] and would be back where we started. The false promise[illegible] religions must be exposed as a hoax, but even that [illegible] enough - there are still people who today believe in th[illegible] Hollow Earth thoery, and this in the age of space trave[illegible]

In recent years a subject known as deprogramming has [illegible] known. Used today to extract people from , it [illegible] also been used to deprogram people from the major [illegible]

I urge you and the committee and the Humanist Associa[illegible] use deprogramming as a tool to bring permanent peace Deprogramming may need some improvement, but so far [illegible] worked quite well.

I look forward to your reply with much anticipation.

Yours, etc...

7/8/77
Desk Ken #22-7
1 page
7 [illegible]

7852

CONFIDENTIAL

4511

EXECUTIVE DIRECTIVE

212 GOUS

2 October 1975

FINANCE, INFO
LEGAL, PR US
AGIs, AGFs,
AGFFs, AGLs
AGs

SNOW WHITE PROGRAM

has stated the following about the Snow White Program:

"THIS ONE WE WIN. NO MATTER WHAT SKILL, EXACTITUDE, CLEVERNESS OR WILDNESS THAT IS REQUIRED, WHATEVER FUNDS ARE NEEDED, THIS ONE WE WIN. OR IF WE WIN IT IN ALL ITS MAIN BATTLE AND OUTFLUNG SKIRMISHES, WE WILL HAVE WON THE WORLD, CERTAINLY FOR OUR FIELD. WE HAVE NEVER HAD ANY REAL OPPONENTS TECHNICALLY OR ETHICALLY. NOW WE WILL HAVE A LONG HARD FOUGHT BATTLE AND WE WILL HAVE NO OPPONENTS AT ALL."

All GO staff concerned in any way with the carrying out of SNOW WHITE are to be mindful of this quote and maintain this viewpoint.

It is requested that all staff concerned, including AGFs and US Finance Officers - whose help is needed to ensure that there are no financial stops on Snow White Suits or other needed expenses - demonstrate the above LRH quote and attest that they have duplicated it. (Each Bureau DG to collect the compliances from US bureau, each AG to collect them for the local GO).

This is to be done upon receipt with compliance received here by 13 October 75.

Linda Fine
Snow White Programs Supervisor US

for

Duke Snider
DDG US

for

Henning Heldt
DEPUTY GUARDIAN US

Huntsville note in 1961
reveal what some GO projects

Box 7 p 3

DGIUS
BI PGMS US

3MAR77

cc: SMPSUS
cc: BIPCMM

SNOW WHITE PROGRAMMES W/E W-E 3MAR77

Dear Dick:

GPGMO9

Got in two more delegates in - one from Denver and one from NY. I have worked out with Coll. Off. Nat'l exactly what needs to be done on each of the remaining delegates. We are absolutely getting this pgm done next week! I have issued cramming and chits and have gotten with SB regarding AGINY and AGI CHGO, particularly on this pgm. I have gotten false reports twice from Chgo on when he's sending in his remaining delegates and AGI NY has just blatantly given no response to telexes, nudges, etc.

GPGMO 283

No actions taken. I've send note to A/NE DIR SEC, Greg, on this pgm.

US WHO PGMS/284-285-286-1743 SERIES

WHO I/C continues her work on the 1361 files. We have an April 15 due date for finding the WHO.

GO 1525-6

No updates done. The only SW activity from Coll. Off. Nat'l has been the work we did on GPGMO 9.

GPGMO 301

I did not get into more wrapping up of agencies on this pgm and will be on that next week. There are some agencies which are complete which need to be done up.

GPGMO 302

No activity on this. I'll be on this more next week, with Dir Secs and with outer orgs.

GPGMO 296

No tests done. I've dispatched Linda, Dick, re the German Police data which I am sure she has and can give you to clear up any questions you may have on that. Also, on another test, I've gotten with Marsha and she will be pushing on getting her auditing intensive started and done so her CSW can go up as a SW production person. Also my admin is due here next Wednesday (hooray!)

C-11
P 315
2/2

4 Dec 75

cc: CS-G

CS-G Asst Info

DG INFO WW

THE GUARDIAN WW

CONFIDENTIAL

DG US

DG INFO US

RE: CO 1361-1: OP TGT 1

Dear Mo,

This target calls for "Review existing suitable guise program (mailing of docs to several organizations including us) to see how it would affect keeping our FSMs in place and with good access if it was done prior to negotiation breakdown or reversion after settlement. Replan if necessary, target handling out and report to DG I WW."

Overall: Any realease of Scientology data regardless of cover will cut future FSM access to PT data in the area it is obtained from.

Reasons: 1) Scientology data has been kept in certain areas which includes Lew Hubbard's space at the IRS National Office in DC.

2) Hubbard's space has recently received increased security due to his "promotion." We receive PT data from Hubbard's area in the main.

3) Currently access is tenuous and access could be closed very easily.

4) The same applies for Los Angeles as number 3 above.

5) Releasing Scientology and other data will narrow for them the areas to investigate and to increase security in.

6) Investigation would not necessarily blow the FSMs, but increased security could (as has been demonstrated recently in LA) cut off our access..

Per Intell Actions 2 Dec 69 "exposure, authenticated by documents, can halt this (covert Ops) process."

We can use the 1361 cover for release of the DC Scientology data but not so as to guarantee future access to DC data.

For the time being the use of our DC IRS data should be limited to the following:

1) Use by PR is for general false report correction (until Legal obtains it by FOI).

2) Use by Legal to know what to ask for and when they have obtained all data on FOI lines.

3) Use by DI to locate who(s) behind IRS past troubles.

We have the Op Swine data re jeopardy seizures overtly obtained which can be used by PR in this program should the IRS revert to

WW/HM 1543

older tactics.

Enemy Terrain Data: (Ops data): We can obtain crimes on other than Scientology people and groups - eg. IRS collections and Ops on John Wayne, Frank Sinatra, Mayor Bradley of Los Angeles, Ramsey Clark former US Attorney General. This data can be obtained from the LA IRS which on exposure will not necessarily prevent future access to Scientology data which is in DC. The examples above can be got from the LA Office. Should security be tightened in LA it will not necessarily tighten security in DC where we got our PT data on the audit. This data can be held by PR as the "big clanger" and can be used by PR as the reason why the IRS reverted to their old tactics against us - ie. "IRS knew we had gotten onto these crimes and are trying to shut us up."

It can also be used on BI lines in Ops to remove the source of attacks and/or the personnel responsible for reversion of tactics (should this occur). An example of Ops use would be to send IRS dossiers on celebrities and politicians to them letting them know that their troubles with the IRS began as a result of "who."

Legal on the other hand has assured me that the IRS case to date has been handled in such a say that reversion by the IRS at this point would constitute incredible bad faith which could be their attack line in court. Legal also has the conspiracy suit which when done can include the IRS at a moment's notice.

PLAN: Obtain IRS crimes from the LA IRS that deals with their Intell (a currently hot subject). This data should include celebrities and politicians as well as Scientology groups and individuals. Release the celebrity and politician data to them (worked out to give the IRS Who(s) the most heat and Alexander (as he's apparently supporting our negotiations) the most support possible. Send the Scientology material to Freedom at the same time (the Scientology material should be the tax resistors files on Freedom, Heber Jentzsch, and any other Scientologists available. Work out "cover similar to that devised for 1561. See that celebrity/politician data makes good press.

PR can then hold onto its data for use against the IRS (should they revert to old tactics). Legal could also inform the IRS of the receipt of the data and that we are holding off on using it as an added pressure on them to finish the audit (favorably).

The exact cover and Ops (and distribution of data) will need to wait until the data is obtained (which should be fast). But the fact of getting press on celebrities and politicians prior to PR having to use the material will enhance the cover and make it more real than PR up and hitting the IRS cold the moment they revert tactics. This will very possibly close down our access to LA IRS but should leave DC IRS access open.

I attach a proposed project for the handling of this target.

Love,

Dick

Pjmo 21APR

1 (contra copy don't [illegible] again)

OPERATION FREAKOUT 1 April 1976

MAJOT TARGET:

To get P.C incarcerated in a mental institution or jail, or at least to hit her so hard that she drops her attacks.

PRIMARY TARGETS:

US B1 NE SEC ~~working in liaison with OPS NAT~~ if needed.

To remove PC from her position of Power so that she cannot attack ~~the the C of S.~~

US B1 OF SEC Taking responsibility for the area working in liaison with OPS NAT.

Ops NAT responsible for the overall planning of this project, working in liaison with NE SEC as needed for completion successfully of this op.

OPS NAT responsible for any debugging of this project, necessary.

NE SEC and AG I NY organization operating with INFO POLS PUSHING TGTS THROUGH TO COMPLETION.

VITAL TARGETS:

) To recruit an FSM that looks like PC and to train her on this action. AG I N.Y.

) To recruit an observation FSM to make a telephone call. No special requirements necessary except securiety [illegible] AG I N.Y.

) To get "Pin Ball" FSMs or T.M. FSM to get familiar with PC to find out some of her clothes she wears particularly what sort of coat she usually wears and her general looks, hair etc. Also above FSM or FSMs will have to meet with PC when the OP goes down — TM FSM, to get a piece of PC's clothing if possible. AG I N.Y.

) To get a cheap coat that is very similar to PC's. AG I N.Y.

) To asceratin what PC looks like now, hair streaked ? still Linney? etc. AG I N.Y.

) To locate a laundry/cleaners near PC's place and to make sure she isn't known there. — (NOTE MUST HAVE CLERK) AG I N.Y.

) To find out what PC is wearing the day of the this action. and what her hair is like. AG I N.Y.

To have someone availible to steak out PC when she leaves her place the day of the caper, to ascertain when she leaves, what she's wearing etc. AG I N.Y.

148

11573

[illegible] 7/8/77

(cont cont) (2)

OP FREAKOUT

...TING TARGETS:

...EL 1:

Telephone call PC to ascertain if she is home alone. She t be home alone.

AG I NY

When she has been found alone, telephone (during the work k) 2 Arab Consulates in NYC, from telephone booth nearest a place. Telephoner should be a girl that sounds like PC the call should be fast, to the point, and impinge. It should as follows: from a totally trusted non staff member.

Just came back from Isreal (pronounces the way it is pronounced Isreal) I've seen what you fucking basterds do. At least you're t going to kill my sister. I can get away with anything. I'm ing to bomb you basterds. Say something in Jewish/swear or ble something jewish.

AG I NY

...ANNEL 2:

) Obtain a copy of Writer's DIGEST - a writer's magizine - if not availible get any writer's magizine.) person who tains this magizine should be disguized in some way and t traceible back to the org. Dont order the mag. by mail. he should easily be found on the newsstands or in "back ssues" stores.

AG I NY

) Obtain the latest promo of the T.M. (transidental meditation) hat PC is going to, same securiety as above.

AG I NY

) Cut out "letters" from both of the above publications. Include 'CAPITOLS". Arrange the letters , pasted, on a clean piece of paper (not Org paper) If there is a blank page or nearly blank page in the writers magizine, use it, crossing out in ballpoint anything written on the page. Paste or glue the letters so that ey say the following:

All of you are distroying Isreal. You're just like them. My sister lived you basterds. I was there - I saw the wonderful people. Nobody can touch me. I'going to kill you basterds I am going to bomb you. Kissingger is a traitor. I'll bomb him to. It makes me very sick. I must meditate. You are spying on me even in Isreal. Your day will come soon. I'll expose you and bomb you."

's clothes, only 3 minutes should have gone by. If PO
s say has her hair up, FSM puts her "hair up" very fast
sn't have to be a good job/ just so it's "up".

AG I NY

FSM goes immediately into the laundry and does the following
(wearing sunglasses) This is done immediately, so that
ld have done it on her way to meet the FSM or FSMs for
e.

Patter/ PC FSM goes into laundry/cleaners. Acts very confused. Says
P.C. Do I have any clothes here? Clerk says no FSM demands
checks. Clerk comes back. Says no again. FSM screams
crazy, my name is PC, check again! When clerk says no
tever he does, FSM goes PTS 3/ You're one of them! I'll
u. You're a dirty Arab. You fucking basterds. I'll bomb
ll bomb the Arabs. I'll bomb the president. I'll kill
raitor Kissingner. You're all against me."

Item of PC's clothing was obtained at TM. FSM leaves this
counter or drops it on the floor.

FSM

FSM leaves laundry immediately, turns the corner and gets
ick up" car. Takes off "PC's coat" Wig or whatever.Cha nges
ks fast.

FSM

while, immediately after PC FSM leaves, laundry/cleaners observation
ee VT # 2) asks laundry clerk if they do Suede cleaning a nd
ys, Boy was she crazy! real casually says I think you should
e police with all these nuts threatening to kill the president.
ves. FSM should be disguized and not work on staff.

FSM

calls from a phone about 5 blocks away, the FBI and says
e/he doesn't want to get involved and doesn't want to
r/his name but some nut girl in (the name of laundry)
t crazy and threatened to bomb the place and kill the
nt. With all these nuts running around I thought you should
ne guy in the laundry heard her too." HANGS UP. and leaves
tely and gets out of there. This call/ the FSM's voice
be disguised. All these type calls are taperecorded.(FSM
t be told this;just to disguize her voice.

FSM

OP FREAKOUT

CHANNEL 4:

1) Do not tell "Pin Ball"FSM or TM FSM about this OP, but alert them to immediately report any thing PC tells them. Have them try to speed up their relationship with PC. for feed back purposes. Get feedback on this op. (cle verly) for use in other ops.

AG 1 NY

CHANNEL 5:

1) Wait 10 days after the completion of CHANNEL 3. If nothing has accured from feedback, on PC. Then have the following action done:

FSM Female disguized voice, calls the Arabb Consulate and asks for the Press "attache". Talk through a piece of thin paper covering the mouth of the phone. This will be taperecorded but don't tell FSM on this. FSM says crying to Attache:

I just want to tell you there is someone a writer by the name of PC, who recently came back from Isreal. She works for Isreal Intelligence. She's also insane. She was in a Concentration Camp in Natz Germany. She's been seeing Prychiatrist for years. Her sister is also with Isreal Intelligence and lives in Isreal. She talks when she high on drugs or drunk. She's been talking about bombing your embassy. I let it down for.

FSM hangs up and leaves fast.

Op Freakout 2:
No Prints!!!!

dditional channel on Op Freakout. (Lovely)

When TM or Pin Ball FSM meets with Lovely, they get drunk! other FSM male, has a funny typed out joke. One of these ll page sexy jokes. It has a plain white cover on it - a ain typewriter sheet. FSM has 2 copies of this. He shows e copy all around the bar, obviously so that lovely and M can see him doing it. Then drunkenly comes over to FSM's ble and wips out "joke" to show FSM. Both FSM and "drunk" e careful not to touch plain sheet! The 2 sheets are folded if to be mailed. When drunk picks up joke again, he whips up by its corner and puts it in his long open wallet or ts it in his hat that he should be wearing for that purpose. the hat is used, "drunk" goes into the bathroom and carefully ts " joke " into his wallet. Drunk is always acting the fool. runk leaves.

FSMs

) Drunk takes sheet with Lovely's prints to AG I being sure o get no prints on it.

Drunk FSM

) Write the following letter on a library typewriter and address he envelope to Missinger in Wash. DC on the same typewriter. obsolutely no PRINTS.)

You are a traitor to your peopleYOU BASTERD. I've been there nd seen what you have done. You're ONE OF them. I'M GOING To ILL you I'M going to BOMb YOU. I have connection.NObody a n touch Me. You arre a German Pig. You Should be in THe Concentration CAMPs. I Feel So Ill Because OF YOu And YOu GodDam PIGs. YoU Die SOOn. It IS a Phalic SYMbol. I ThinK TrAnsFeranCe. EPidus The BOMB Is S ET TO gO. MY Sister ISRE A L. ThEy Are Responsible . They Persecute Me I W iLL Kill THem AND YOU. YOU are All Aga inst ME. The Grab—

The above letter should be typed onto the blank sheet obtained in #1.

AG I NY

4) Mail the above, from the Mail Box nearest Lovey's place.

AG I NY

5) If the above 1 and 2 don't work out for any reason. Do the same action at T.M. with Lovely and T.M. FSMs.

AG I NY

11972

BAD COPY

64

C-10
p90
196

Guardian NW
D/O Int WF

9 March 1970

Re: Successful and Unsuccessful Actions

Dear Jane,
The following is a list of the successful and unsuccessful [illegible] by intelligence.

Successful

Prosecuting Traitors-
1) In the US finding evidence of a crime and handing it over to the police or vice-squad. This is any crime.
2) In the UK- Finding evidence of a crime against the org. and m having a representative of the church press criminal charges for a prosecution.

Regularly getting out files and reading through them. Especially any files or cases that were handled prior to your coming on post.

If reading through files brings up a connection you were not aware of, or had forgotten chase it up and get out the other files pertinent to the area.

Use the files regularly and continuously referring to them as often as possible.

Crossfiling should not only be done under names of people but under, groups and organisations as well. Also under subjects. In other words thorough crossfiling.

Use of telephoning to get simple information such as addresses etc. rather than a personal visit.

Contacting the secretary or aide of the person you are interested in and chatting them up. Note this is very successful in getting tricky information that is not available in other areas. Is Dr. so and so on his vacation now. There is he? How long will he be gone.

I myself letterhead of some organisation that is curious, i.e. have it printed up and use it to make queries. Use some fairly safe address but don't be over cautious. If you have a letter head nobody seems to bother checking it. Examples " Ford Foto Features " or " The Council for Human Relations in Industry" . If you have a letter head of any sort you will get answers to your questions 95% of the time. Of these using a phoney News Agency is the most successful.

Using PR on someone high in the government to seduce them over to our side. This particular action was not started as an Int action but was more personal. It did however move into a PR activity.

Use of companies house & company registrations to trace directors share holders etc.

Use of Newspaper libraries for information.

Impersonating a reporter over the phone to get information.

Tracing Newspapers, directors etc.

Unsuccessful actions
Investigating noisily- This has actually produced more trouble than results.

Interviewing someone who wants to sell information. On the whole this has only produced con-men and no results. There is nothing wrong with offering to buy information but watch out for the guys who approaches you first trying to sell it. This includes selling it for infor other information, favours , or cash.

Infiltrating with a view to only gathering general information and verbal reports rather than documents.

Using an SP to get information on another SP.

Keeping the CIU board up to date. This makes a very pretty office decoration but I have not really found it of any use.

Bugging and the use of any electronic devices have on the whole produced nothing

Keeping very broad clippings on the general political scenes of an area. This is stuff such as who stands on what election platform etc. It is not really of use except where it involves someone we are interested in. Of course stuff on Privacy, Civil Rights, Psychological practices, communism etc. are of interest.

Publishing the results of an investigation when a crime is found.

Attempting to trace individual reporters.

Lawmaking an anti-press campaign

Depending on a plant having a degree that will " get him into the files" a degree may help but the plant had better have brains as well.

Depending on big money alone to get in and out of places. "Money Talks" does not hold true everywhere in the world.

Depending on SD specifically as a means of getting info. (note I mentioned it earlier as a successful method. I feel that this is because the girl concerned had actually fallen for the government person and did not go into the affair with the intention of getting information)

Getting Introductions-Ex. If you want to see B but you need to be on more secure ground, you phone A and ask him what you want. When h e can't answer you ask if B would be able to help. A says yes and then you see or phone B and tell him that A had said you should get in touch with him.

The regular use of Reference books. In the UK I use
Medical Directory (list of Doctors and where they worked)
Who's Who (list of notables and what they did)
Newspaper Directory (list of papers, publishers director's etc.)
Who's who in Journalism (List of Newspaper staffs)
Business Book ground of xPSS (Just what it says it is)
Anatomy of Britain Today(breakdown of Britain by, Civil Service, television, Press, Radio, Banking, Aristocracy Finance6ers, Industry, Diplomats etc.)
I would imagine that there are similar publications in each area o f the world. There are others that could be used.

Getting all the National Press and cutting out articles about name s and groups, psychiatry, finance, politicians of interest, espionage etc. and filing

Getting birth Certificates of subjects of interest. helps start trace of the early years.

Getting advance information on the legal side so that we know what enemy legal is doing. Example, a recent legal case expanded on whether the enemy had documents that proved so and so. It found that the documents were fifths hand information based on hearsay by the fourth person. Although our info didn't specifically affect the case it did give our legal more certainty to press on.

Infiltrating an enemy group with the end to getting documents. T hese can either be about their own plans or what they have on us.

Covert third partying with forged or phoney signatures.

Anonymous third partying. Particularly the Internal Revenue service appears to follow up every tip off they get.

Getting information out of files. This is of course only vital files, not just any files.

Direct theft of document.

Org Lines
Taking over and doing See checks on certain possible sec risks rather than letting HCO Continue.

Insisting that old recognised Sec Risks be kept off lines. Best terminal for this is whoever is the most security serious on the E CO line.

Insisting that Troubleseeu sources policy be kept in.

In the UK attempting to prosecute someone for a crime not done to the organisation, but to some one else.

Blatant third Partying where you write a phoney letter from A to B talking about C , that is full of cuphets and generalities. The letter must be much more subtle to work.

Using elaborate cover stories that require great deals of proof and memory to keep going

Impersonating a government Intelligence Officer.

Mixing covers on the same job. Telling one guy you're doing one thing and telling or implying to someone else that you are or are doing something else

Putting out lines and waiting for people to come to you. Telling everyone that you're the big authority on Shmuck and then waiting for them to contact you about shmuck.

SECRET

Very Very well done
Love
Ron

24S103
WRS
7/8/77
9 of 11

COMMODORE ← Very Very well done

DCUS ←

21 November 1975

cc: CSG

cc: GWW

RE: GOLDMINE

Yrs: 22 Nov 75

Dear Ron,

Goldmine has produced instantaneous VGIs on the DG Legal US, DG Finance US, Marty and Joel, and Karno. CofSofC ownership had been mentioned a number of times, particularly by Karno, but we had not thought of this method of turning of CofSofC ownership into a Lead Pipe Cinch. The right item of course makes the N/A Corp work quite worthwhile, even though we are not using it. All concerned feel the work has paid off.

Goldmine will be in the 26 November mailpack to WW for Secret Issue, and I have separately noted the persons to whom the targets are assigned. A copy will be sent you separately.

A brief rundown of the points covered today with Karno.

1. Estimated Tax

For Target 5, this is to be reestimated with great care. Karno mentioned this point, saying that if Marty came up with 5.4 using standard accounting procedures, we had best prepare a higher figure for protection from seizure. Karno figures that if it comes down to a seizure action, the IRS will be behaving so insanely that it is likely to inflate their already flimsy accounting procedures.

Target 5 will cover this in detail and will be reviewed by Karno.

2. Available Funds

I do not have all the CofSofC figures up to date here, but will shortly. Preliminarily I have excellent news on covering the indebtedness. For Lola, CofSofC Lux Account Balance is $7,100,000.00 approximately. Defense Funds for CofSofC total $2,535,563.33 as of 30 Sept 75. Subtracting $3,100,00.00 for Fort Harrison, Bank Building, Cars and various costs, the remainder is in excess of $6,500,000. This leaves funds for purchase of Building #3, and the covering of Marty's 14 Nov figure.

To bring this fully into the field of Lead Pipe Cinches, I discussed with Karno the availability of Trustee Funds for the purpose of a Bond, and he agreed these could be used. Trustee Funds totaled $3,372,000.00 at the end of 1974, nearly a year ago.

10
10 mil

Ne Dir Sec

SECRET

21 July 1976

19332

GPgm 0 408, OI 2

OPERATION BULLDOZER LEAK

MAJOR TARGET:

Cost effectively spread the rumor that will lead Government media, and individual SPs to conclude that LPH has no control of the C of S and no Legal Liability for Church activity.

PRIMARY TARGETS:

1) All US Bl Secs are there on Post.

2) The purpose here, is to protect LPH from Legal Liability for any C of S activities.

3) All US Bl Secs are responsible, each in his area, for seeing that this project gets done. - [illegible]

4) US Bl Ops Nat is responsible for the over all planning of this project.

5) Any debugging necessary on this project is to be done by each US Bl Sec working in liaison with US Bl Ops Nat.

6) This project is not to impede upon any other projects/ programmes etc that the Secs already have going.

VITAL TARGETS:

) That all US Bl Secs ensure that their AG Is keep security on this project.

) That the AG Is recruit all the necessary FSMs to do this project.

That the names of all the Government, Media, and individual is be obtained for each area by the concerned AG Im.

OPERATING TARGETS:

GOVERNMENT:

1) Each AG I is to make a list of all the Government Bureaus/ Departments/Organizations etc., in his area covering National State and City; that have:

a) Attacked Scientology in any fashion.

b) Would have any interest in Scientology for any reason.

AG Is

2) Each AG I is to work out a simple " cover story " for his PSs to use on this project. It can be something like the PS is going to write a book on Scientology and just wants to get some information. PS does not use his/her correct name on this cycle.

AG Is

3) Each AG I recruits a reliable PS to carry out this project. And ensures that security is " in " on the PS.

AG Is

4) Drill/bullbaits/ briefs the PS on the following:

a) He will be visiting all proper people in each of the Government agencies.

b) He will be giving out his cover that in some way he is investigating the C of S.

c) During the interviews , he will in several different ways mention that he has heard that LRH no longer has any control of the Church; and that on Scientology has shown some articles to the PS that stated that it had definitely been established in several Court Case precedents, that LRH had no liability for any Church activity. This should be presented in each interview with very good "intention", so that it is remembered.

offices were 2 hundred miles away.

AG Is

5) FSM does his in person or telephone interviews and writes up clear reports on each interview's outcome. He should really "EMPHASIZE" when stating the rumors.

-FSMs

6) All AG Is see to it that the FSMs thouroughly complete all those Government Agencies on the list.

AG Is

7) AG Is send up progress report on this action to their US Bl Secs.

AG Is

MEDIA:

1) All AG Is are to make a list of all the Media and the specific individuals concerned (SPs) in their respective areas, that have printed entbets on Scientology.

AG Is

2) All AG Is are to have the same FSM do targets 2 - 7 on the list of Media.

PROTECTION TARGET:

The entire project should be completed 3 weeks from receipt.

OPS MAT • Randy

INDIVIDUAL SPs

1) All AG Is who have penetration FSMs in any anti Scientology groups(Squirrels/Deprogramming Groups/ etc.) are to contact these FSMs and work out with them the best approach to spread the rumor, to all the individual SPs / SP groups / etc in each AG I's respective area.

The FSM would be telephoning these various SPs and stating something like. " Well you know that Hubbard has completely resigned from the Scientologists, don't you. I mean he doesn't control it at all any more. I've heard from several ex Scientologists I know, that several times different persons tried to get damages from Hubbard for something that the Scientology Organization did but couldn't. Yes, several Court Cases have ruled that he isn't liaible for anything the Scientologists do. I was even shown afew articles on it. Blab/blab/blab. This should really impinge.

AG Is
FSMs

2) AG Is should have a complete list of all the individual SPs in his area and ensure that the FSM or FSMs contact all of them.

AG Is

3) Any AG I that has no penetration FSM in on any of these groups or individual SPs, should use the FSM recruited for the first 2 sections.

AG Is

4) The same procedure should be followed by the FSM. Only this time telephone only. Any additional cover needed on this, should be worked out by the AG I.

AG Is

5) All AG Is are to write up a final Compliance Report on this project.

PRODUCTION TARGET:

The entire project should be completed 3 weeks from receipt.

OPS NAT • Randy

OCPL FI.

COMPLIANCE REPORT

CSG ASST INFO

BCI US

B

June 16, 76

cc: DS US Comm - [illegible]
cc: US Dir Sec [illegible]
cc: DSI [illegible] Comm - [illegible]
cc: GWW Comm - [illegible]

RE: CCNY POLITICAL FIGURES

Dear Jimmy,

You ordered that we check into the reports of there being political figures on lines at CCNY and determine the truth or falsity of these claims, and if true, ensure that lines are set up so that there can be standard handling for any such without repercussions on our lines.

PR II NY got a full list of all staff and public on lines at CCNY with specifics as to whether they were political figures or not. He later went to CCNY and verified the data as true. The following is the data he found:

The terminals actually on lines or who have been on lines taking services who fit into this grouping are:

1. James Manchem - Prime Minister of the Seychelles.
2. Manu Tepou - Prince from the Fiji Islands, also actor (the one who does the Clairol Herbal Essence Ads on TV)

This is also a Pieter Van Aggelen who has a Baron title and whose father is a banker (International).

Helga Wagner, CCNY [illegible], has many comm lines to celebs and has worked on getting them to reach for Scientology. Ted Kennedy was in CCNY for approximately one hour several months ago to see Helga at her request. Helga is Ted Kennedy's former mistress, and his office is located in the same building as CCNY.

A report from PR II Inv Off Flag revealed data gotten from Darby Simpson re Helga Wagner and Jackie Onassis. For Darby, Helga has known Jackie for about eight years. About four months ago, Helga started disseminating Scientology to her. About 3 months ago, Helga sent her Five Scientology Books (DMSMH, ZOS, SOS, Mission Into Time, and How To Choose Your People.)

About a month ago, Helga received a letter from Jackie, wherein Jackie stated that she'd like to come see Helga at Helga's office. Helga's office is the Plaza Hdn office, which is located in the building occupied by CCNY. Helga then telephoned Jackie, and during

Could tie in with current sex scandal in D.C. Bend investigated by various Senate committees in FBI, Secret Service etc.

DVoyd 7/8/77 25A/-5

42/48

(5) (29)

822

49 JJ

Pg 3

11. NE SEC gets Helga Wagner affidavited that the Church has nothing to do with her past 2-d etc. (Data from Customs pack shows reference to Helga Wagner being 2D of Ted Kennedy - this could be tied in with the current sex scandal in DC. Referen made to CCNY and Flora Foundation also).

_____ NE SEC

12. Ensure that any connection of Scn with the Flora Foundat is no liability to Scn. _____ NE SEC

PRODUCTION TARGET: Three weeks from day of reciept.

CR
19 July 1976

Proper cust

(5)

B22
49 JJ

CONFIDENTIAL (A)

(Declassified)

21 Jan 76

TO: PAC DIR SEC US (AE)

c.c. 68-C (AE)

c.c.D/G I US

c.c.D/G US

FROM: DIR 3RI SI PAC

RE: 1361-J

Dear Sandy,

1967 Case Evaluation Record of Frank Sinatra, which talks about his investments in Las Vegas, and his association with Joseph Fischetti, a Mafia member (pg 1)

Sept 30,68 agreement between Sinatra, and Caesars Palace execs in which Sinatra uses Caesars money, not his own when he gambles. (pg 2)

P F Geissler is the IRS agent assigned to check out the allegatio that Sinatra has unreported income for years 1962-65. (pg 3)

Dec 7, 1970. Gov't memorandum in which a report on Sinatra is given. Dec4, 1970 a private jet landed at LA airport from Acapulco, it was checked out found clean, and it belonged to Sinatra. 10 people were aboard including Sinatra, one of whom, Jilly E Rizzo is a major racketter. (pg 4)

Progress report 1970, in which the IRS has report of Sinatra carrying currency from Las Vegas. IRS also has plans of getting informer in Sinatra area. (pg 6)

1970 letter from Caesars Palace attorney, to Dept of Justice in which IOU control sheets were enclosed. (pg 8)

IOU control sheets of Sinatra (pg 9, 10, 11)

Clipping from newspaper on Sinatra with date 10/5/70 (pg 12)

Aug 20, 1970 Memorandum report about Jilly Rizzo. The report gives data about well known celebrities going out with young prostitutes, and how Sinatra was supposed to be present, but wasn't. A carbon copy of this is addressed to Strike Force (pg

An Oct 15, 1970 Gov't memorandum about Sinatra at Caesars Palace It is a brief description of how he gambles at Caesars (pg 15

Love,
Doug

JAN

September 30, 1968

Caesars Palace, Inc.
Las Vegas, Nevada

Gentlemen:

It is our understanding that the undersigned at various times, whether he is acting as an entertainer, performer, or in any other capacity on your behalf at such time, or is merely a visitor or guest, at Caesars Palace, in Las Vegas, Nevada, will gamble solely for publicity purposes at the casinos owned or operated by you (or any subsidiary or affiliated corporation) at these locations.

It is therefore agreed that the undersigned shall be reimbursed for any losses that he may incur while gambling at such casinos and shall pay any amounts that he may win as a result of gambling at such casinos over to you.

The undersigned agrees that he shall only use your chips, and no other chips or cards, for such gambling purposes and will promptly cash in such chips at your casino.

This agreement shall be effective immediately and shall continue to be effective until either of us notifies the other party to the contrary in writing.

Very truly yours,

FRANK SINATRA

AGREED TO AND ACCEPTED:

DESERT PALACE, INC., dba
CAESARS PALACE

By _____
Its President

_____
Its Secretary

nntra, Frank 15,000

ED STATES GOVERNMENT

Memorandum

DEPARTMENT OF JUSTICE

TO : Alfred N. King

DATE: October 15, 1970

FROM : Don W. Winne

SUBJECT: Sinatra Records At Caesar's Palace

Pursuant to a subpoena to appear before a Grand Jury on October 13, 1970, with oral postponement until October 14, 1970, William Weinberger, President of Desert Palace, Inc., dba Caesar's Palace appeared in Los Angeles on October 14, 1970.

I attempted to have the Riviera Grand Jury sit, however, could not obtain a quorum. Therefore, an oral interview with Weinberger was conducted after he was advised of his constitutional rights and after he had produced certain records that had been subpoenaed which his attorney Herbert Ostrow and I agreed were corporate records and not the subject of any privilege.

Weinberger produced 32 copies of credit slips commencing with November 24, 1966 and ending September 3, 1970 which are enclosed. He stated that to the best of his knowledge this was all of them and when questioned as to where they were for the night of the disagreement which was September 5, 1970, he advised he believed that the refusal to grant Sinatra any credit on that evening was what produced the argument.

Sinatra ordinarily commences playing with at least $10,000 and since he does not carry that amount of cash, he commences play at Caesar's Palace by getting chips on credit. On the night of September 5, 1970, Weinberger has been told he was refused but Weinberger said this was hearsay as he was not there on the night the events occurred. He did not know who could testify about credit the night of September 5, 1970, but stated he would furnish such information to us through his attorney.

Weinberger is sorry the events occurred as Sinatra is the biggest name in Las Vegas and they are negotiating now to get him back. They believe the local authorities will let their opposition quietly die. Although they ducked the question, I received the inference that they are negotiating with Mickey Rudin, Sinatra's lawyer on this trip, re: Sinatra's resumption of performances at Caesar's Palace.

Weinberger then produced copies of 2 agreements that explained the difficulties with regard to whether Sinatra was shilling or not. The letter of April 8, 1970, indicates he no longer is entitled to play as a shill.

He produced one check in the amount of $24,500. and a check stub which indicated a balance of credit of $15,474.16 on May 9, 1969.

He also produced a 4 page credit record of Sinatra which commenced November 24, 1968 and ends on September 3, 1970 with Sinatra owing a balance of $222,000. The entries on this record should correspond with the amount of credit extended on the credit slip.

Attached to each one of the 4 peges of credit records are Sinatra's markers and records of payment for the period covered by the page of the credit record. These are left attached as presented by Weinberger. None of the markers are ever signed by Sinatra. This in accord with the treatment afforded commonly in Las Vegas to prominent people.

I mentioned that the IOU control file had not been furnished and they stated it was being prepared. I asked why as it should be prepared contemporaneouslywith the events. I was told that they were existence in but they did not want to supply this record which contained names of players other than Sinatra. I told them I would, for now, accept a copy that deleted the other names because [illegible]poena did not extend to persons other than Sinatra but that [illegible]me might want the unaltered list in the future. The IOU control is to be supplied today. These records have not been received, however, Mr. Ostrow's secretary advised that they are being mailed tomorrow, Friday, the 16th.

CONFIDENTIAL (A)

(blank copies enclosed)

21 Jan 76

TO: PAC DIR SEC US (AE)

c.c. 68-C (AE)

c.c.D/G I US

c.c.D/G US

FROM: DIR BRI BI PAC

RE: 1361-3

Dear Sandy,

1967 Case Evaluation Record of Frank Sinatra, which talks about his investments in Las Vegas, and his association with Joseph Fischetti, a Mafia member (pg 1)

Sept 30,68 agreement between Sinatra, and Caesars Palace execs in which Sinatra uses Caesars money, not his own when he gambles. (pg 2)

P P Geissler is the IRS agent assigned to check out the allegation that Sinatra has unreported income for years 1962-65. (pg 3)

Dec 7, 1970, Gov't memorandum in which a report on Sinatra is given. Dec4, 1970 a private jet landed at LA airport from Acapulco, it was checked out found clean, and it belonged to Sinatra. 10 people were aboard including Sinatra, one of whom, Jilly E Rizzo is a major racketter. (pg 4)

Progress report 1970, in which the IRS has report of Sinatra carrying currency from Las Vegas. IRS also has plans of getting informer in Sinatra area. (pg 6)

1970 letter from Caesars Palace attorney, to Dept of Justice in which IOU control sheets were enclosed. (pg 8)

IOU control sheets of Sinatra (pg 9, 10, 11)

Clipping from newspaper on Sinatra with date 10/8/70 (pg 12)

Aug 28, 1970 Memorandum report about Jilly Rizzo. The report gives data about well known celebrities going out with young prodtitutes, and how Sinatra was supposed to be present, but wasn't. A carbon copy of this is addressed to Strike Force (pg

An Oct 15, 1970 Gov't Memorandum about Sinatra at Caesars Palace It is a brief description of how he gambles at Caesars (pg 15)

Love,
Doug

JAN

Compliance Report

Program 6

file 1361-1

; Comm - DG US 25 Jan 70

I US cc: B1 CIC Files

Re: IRS: Zapping Them: The Juicy Clanger

Dear Henning,

Per oydur order to get the juicy clanger, we have now obtained it. Last week PAC got the Sinatra file. The Bradley file was also seen at the time and will be gotten in our continuing efforts to build up a "Clanger File" full of as many as we can get per our efforts along this line in connection with GO 1361-1.

As we now have this file in addition to the "IP Incidents" file it doesn't appear necessary to comb through our 1361 files for crimes on us as these would have lesser impact and would be in our own area which is contrary to our planning in GO 1361-1.

Attached as evidence is the excerpt sheet for the Sinatra file.

Love,

Dick

Pro Copy

MISSIONAIRE	JAMA
[illegible]	JATO
MISSOURI INST PSYCH	JASP
MONDAY	JARB
MONEY	JAR
MONTH	JAPE
MONTREAL	JANG
MOROCCO	JAN
MORPHINE	JAK
MORTGAGE	JAF
MOTHER	JAD
MOTION	JADE
MSH	JAT
M U (MISUNDER-STOOD WORD)	JABO
MUNICH	JAB
MURDER	ISOT
NAME	ISNO
NAMU	ISM
NARCONON	ISLA
NARCOTIC	ISIN
NATIONAL	ISHI
NATIONAL WEST-MINSTER	ISGA
NATS	ISFA
NAVY	ISDO
NAZI	ISAP
NEBBLING	ISAB
NEGOTIATE	IRT
NEIGHBOR	IROT
NETWORK	IRMO
NEUE REVUE	IRK
NEW	IRIS
NEW ENGLAND	IRID
NEWS	IRCA
NEWSPAPER	IPIN
NEW YORK	IPEC
NEW ZEALAND	IOTO
NIAGRA	IOTA
NIXON	IONI
NON	IOM
NON COMPLIANCE	IODO
NON EXISTENCE	IOAB
NORDEGREN	INZA
NORTH	INEE
NOTE	INVU
NOVEMBER	INVEP
OBJECT	INVEG
OBJECTION	INUX
OBSERVATION	INSO
OBTAIN	INSA
OCTOBER	INOT
OES	INOC
OFFENDER	INNO
OFFENSE	INIJ

OFFICE	INEX
OFFICER	[illegible]
OFFICIAL	[illegible]
OLLEMANS, JOY	INGO
OLYMPIA	INAL
OMAHA	IMPU
OMBUDSMAN	IMPO
ON BOARD	IMPA
ONTARIO	IMO
OPERATE	IMIO
OPERATION	IMID
OPINION	IMBA
OPIUM	ILOB
OPPOSE	ILLY
OPPOSITION	ILLM
ORDER	ILK
ORDING	IKO
ORLBRO	IKE
ORG	IGNO
OT	IGL
OTC	IFZO
OTS	IFY
OTTAWA (OTT)	IEM
OUT	IDOL
OUTPOINT	IDIO
OVERDRAFT	IDE
OVERDRAW	IDCO
OVEREXPENDITURE	IDAM
OVERSPEND	ICI
OVERT	ICOC
OVERT WITHOLD (O/W)	ICLA
OWE	ICIL
OWN	ICHO
PAC	ICEP
PAC ESTATES	ICEL
PACK (PACKAGE)	[illegible]
PAID	IBIE
PAN AM	IBIB
PANAMA	IBEX
PARIS	IBA
PARLIAMENT	HYV
PARTY	HYP
PASSPORT	HYC
PATIENT	HYB
PAY	HUMO
PAYMNT	HUMI
PC	HUME
PC FOLDER	HUMA
PENALTY	HUM
PENETRATE	HULA
PEOPLE	HUGA

Zens 20) ~~274~~ (pg 60 - C IV

CS-G

A G Mini bla.

To The Guardian NW

2 Dec 69

CONFIDENTIAL

INTELLIGENCE ACTIONS
COVERT INTELLIGENCE
DATA COLLECTION

A Case Officer runs agents who essentially are not known to the executive who is running the Case Offi-er.

The Executive makes known to the Case Officer what he wants or can use. This is sometimes developed from data already collected and given to the Executive by the Case Officer.

The Case Officer is also known as an "Operator" or an Intelligence Officer. It is up to him to find agents and come to agreement with them. He himself knows and pays them.

The agent is told what is wanted, gets it or finds how it can be gotten or doesn't exist. He is paid for what he gets or documents or data.

The Case Officer may "run" several agents.

There is always a chance that not all the money gets to the agents and always a chance the data may be planted by the agent or the document forged. These are the chances one takes and prevents them as he can.

Tips, connections and documents are the stuff in trade in Covert Intelligence data collection. One limits his demands on the case officer to these.

In using such data or documents as are furnished, there is a danger of exposing the source of them or the agent so one usually falsifies the source and takes other measures to obscure both that one is dealing with Intelligence and that the agent or case officer had any connection with it. If one is not careful to do this, one exposes the agent. When no care is taken on this point (falsifying how one came across it or possesses it when using it) agents - and the case officer - become afraid to give you data and you dry up the source. As in the case of the Swiss Account numbers the paper "exposed" they blew the cover of an agent. It was as easy to say, "According to directors of the bank, to whom Balniel is related,..." or "Examining their payments for materials their Swiss numbers are..." As it was you knew there was an agent near treasury at SH. Also they were not number accounts. They were name-number accounts and not masked. So the enthusiasm to spread enthets makes their release of data appear to be an intelligence action. They knew it was so they made it look like it. And blew the cover of their agent. Further they have so many of our HOOBs, etc., it is obvious they have infiltrated by the sheer volume of it. Further they took the warning letters and Verwoerd replies on the assassination I warned Verwoerd about out of my top floor file cabinet at SH and took it in its entirety [illegible] I have been aware of SH infiltration for some time. They didn't take, copy by camera or photostat and return. In this case, however, the letters compromised Vorster! So of course they wanted no one to have them. But this told me we faced intelligence actions of a basic kind. So too much can be taken outright and not replaced.

One has to specify to a Case Officer what one wants or listen to what he can get, let him get on with it and reassure him that its use will be masked and caution him against letting an agent unmask the operation.

This is essentially covert data collection.

COVERT OPERATIONS

A covert operation can be arranged by a Case Officer, using agents but is normally on another set of lines so as to expose nothing of covert data collection by engaging on a covert operation.

Essentially a covert operation is intended to embarass, discredit or overthrow or remove an actual or possible opponent.

It is a small war carried on without its true source being disclosed.

Generally the operation is preceded by data collection to establish the target validity and to plan the operation.

It follows all the rules of war but uses propaganda psychological effect surprise shock, etc., to achieve its ends.

It is normal to establish the objective of the covert operation very clearly, whether large or small, long term or short term.

There is the war, (the overall conflict) the battle (a short term but massive part of the war) and the skirmish (a minor action just to keep the pressure on and keep the enemy sounded out and off balance).

The takeover of the Nats by enrollment was a major battle, for instance. It could alter the course of the war.

The enemy propaganda tactic is to print bad things, repeat them in another country, repeat them back, get them into articles and then into books. This builds a background of ill repute. This builds a "library of public opinion". This has happened to us.

The enemy objective is to discredit, in our case, and then build on this a denial of rights under law. Their first bad articles were the New York Times Sunday magazine section in mid 1950. Their first blast was the San Francisco papers, Sept 1950, quoting the publisher Ceppos being critical of me (he was a Communist, publisher of Book One) followed by the LA papers, pushed then by the Sara Komkovadamnov (alias Northrup) "divorce" actions, followed by attempted kidnapping of myself. Other details were pushed into it including murder of four and so on. This was a full complete covert operation. At the back of it was Miles Hollister (psychology student) Sara Komkosadamnov (housekeeper at the place nuclear physicists stayed near Caltech) Gene Benton and his wife - secretary of the Young Communists League. The FBI approached in December 1950 and asked what Communists were in our orgs, said they could not give it out but asked for a list of all staff saying they would give us back those who were not. 252 out of 1000 were struck off the list by the FBI.

That was a full war against Dianetics. It revived in 1951 and 1952 using the late Don Purcell, a millionaire oil man in Kansas who received $500,000 into his bank account the day after he threw the Wichita Foundations into bankruptcy.

Only minor skirmishes were fought until '58 and since then the war has hotted up.

Only when we began to view this as a covert operation did we begin to take any tricks in the game.

Throughout, the amount of violence has been dwindling since 1950 and the police no longer cooperate well with the enemy.

Their target seems to be to discredit and to deny terrain (as in ban laws and immigration actions). To this they must have added financial embarassment early and have hotted this up.

They strike through Health Depts, Immigration Services and Tax Agencies and overall via certain controller press chains. These are the channels on which they fight. Their controller press keeps barking always (like the Daily Mail until King and Carr got chopped off) and now the Sunday Times in the UK. Time-Life used to until Luce fell.

Carry the ball, that is, mouth in mouth out. Then innocent papers would begin to echo it during high peaks.

So their control channels are very visible and an analysis of these takes us to Nat groups and up to WFSH and to people who control the constantly used channels.

This whole thing is the pattern of a covert operation conducted by skilled intelligence officers. Every pattern of think they have is Totalitarian Communistic. Marx, Lenin, dialectic materialism, Pavlov. My recent careful analysis of their reaction patterns label them conclusively as a Communist Intelligence group. Their personal character which you meet is that attributed to Communist agents - arrogant beyond belief but singularly lacking initiative and going to pieces when trying to operate without direct orders.

To fight a covert operation or to do one needs channels, contacts, direct planned campaigns with known objectives. One can also fight a covert operation by exposure of it and its principles for which one needs documents.

Covert operations are weak in that they fade out on exposure. Thus a covert operation has to lead to an overt operation to succeed. One sees this in guerilla actions. They begin with propaganda, get stronger by covert political persons found "in place" or planted in the government (as psychologists and psychiatrists now are) and then move into terrorism, bombings, etc., and then into active guerrilla warfare and then into formal war.

Exposure, authenticated by documents, can halt this process. The demonstration of falsity of utterance can discredit the agents planting data.

Few guerilla actions succeed like China.

But all these stages of a takeover at national level begin with a covert operation.

Having been well fought, our enemy progresses slowly and now he is being discredited. We are a sideshow to national insurrection planned way up in the future.

We regard the Walter takeover and plans in the US severely because it is a money motivated (for sale) group. They're also for sale to the enemy. This does not mean they are. They are only potentially a grab or side stab.

Purcell managed to seize the whole Dianetics empire and run it for a while. He was a monied man, money-motivated but Castro was the richest man in Cuba! G. Washington the richest in the US. Lafayette the richest in France. So there's nothing strange about Cecil King being a director of the Bank of England and the Nats.

The Pubs Org crash, the fabulous list (Dunhill) price, etc., last year I have always suspected as a direct attack coordinated with the Immigration ban on our finances.

Now we find vital reports by Fred Payer Asho re Dianetics interruption of Scn services was shelved (put in a drawer) by one of AO Int - Judy Ziff, Ira Chaleff and Lucy Malzareck.

But this showed (1968) an Internal-External coordination of attack.

SECURITY

The actions to forestall infiltration, covert operations and enemy covert data collection are all actually known as "Security".

As mentioned above, ours is poor. 252 out of 1000! In 1950. The Verwoerd letter disappearance. Financial planning to crash us. Enemy data possession. Harmful internal acts. 65% of WW income from

Franchise, 35% from orgs. All this adds up to infiltration at higher levels in our orgs.

Thus the Ethics Program No. 1 Ed followed by further checking on those who flunk and better use of our meter and testing on personnel will blow or expose infiltration. We have the tech for Security but we're not using it. We don't have Clearance Ratings for Execs or staff members but should have.

The press, the 1968 attacks, had the E-Meter as much of a target as the infiltrated FDA did. They fear it. So quietly use it.

Looking up, using safes and locked files are an elementary omission of ours.

Security unfortunately sows internal distrust. But only if not well done. If well done there is a rise in morale. I will get out a security clearance program as Ethics No. 2.

In a Franchise or FSM circuit you can't keep Security in. So you have to limit what they receive or what they broadly know.

OVERT DATA COLLECTION

We should have a general data collection unit totally separate from Case Officer functions. Excerpting from materials issued to enemy groups or their members or to the press and general press or on TV all offer info sources known as Overt Data Collection.

It is valuable to an Executive as it sometimes tells him what to ask the Case Officer for. It shows trends.

But press is only press and full of false data. It shows Party Line however.

DATA HANDLING

Whether overtly or covertly attained data is

(a) Collected
(b) Digested
(c) Used.

Use is for planning or exposure or for finding where to get more data.

Over collection is a vice many Intelligence Services have. The Germans and CIA were or are mad on Overt Data collection. This can clog a service down.

Data which cannot be fitted to a Program or project or used is chaff.

Massive data collection always indicates a service in mystery and without concrete purposes. Many heads and many policy changes causes CIA to have acres of electronic computers and spend billions. There is no overriding purpose, no solid planning or programming and no one has a service dedicated to expensive general defense. They have no hope of winning and no plans to do so. They only currently defend against current fancied minor threat and neglect the overall war. They are in continual skirmish and the only battles are launched by the enemy.

Data must be asked the question "Does this forward or guide our actions?" "Is it of use?" "Does it lead us to new conclusions?"

The Scientific method as given in an appendix of an original version of Book One applies to planning defense and offense actions. Gets facts, formulates a theory to fit them all, applies the theory gets more facts, re-states the theory to fit the new facts, etc.

THE WAR

Our war has been forced to become "To take over absolutely the field of mental healing on this planet in all forms."

That was not the original purpose. The original purpose was clear Earth. The battles suffered developed the data that we had an en who would have to be gotten out of the way and this meant we were at wa We a year ago identified the enemy or at least his central group. Since then we fight battles first on our own ground, now on his.

Our tactics of offense and defense are based on data.

We need data to predict his offensives and counter them and data to use in our attacks on him.

We remove his agents and vanquish his troops and we directly attack his central group. That's sound tactics.

By demonstrating his falsity about us we rehab our own repute (a long road back). By showing his sources to be false we get them expended.

By showing him to be brutal, venal, and plotting we get him discarded.

Our direct assault will come when they start to arrest his principals and troops for crimes (already begun).

Our total victory will come when we run his organizations, perform his functions and obtain his financing and appropriations.

We are armed with our own integrity.

He is crippled by his subversiveness and crimes.

We are weakened by the political paralysis and infiltration of Western Security forces. They are not effective. Their agents can be "turned" and they are even used to further subversion at high political levels, obvious from their lack of results.

Four countries were totally run by enemy agents in 1939, agents of Adolf Hitler. When he struck, creating an atmosphere of confusion, these high "in place" agents took over. Austria, Czechoslovakia, Poland and France had Nazi agents at the top. Russia's intelligence is patterned on the German service. A similar situation must exist today in the West or the Security Forces would be active instead of hiring as advisors and for their personnel placement psychologists and psychiatrists who meet annually with Russian delegates and belong to KGB connected professional institutions.

So this war is relatively unassisted.

However, as Sweden does, a small group using good intelligence tactics, with good technology if well organized can hold back enemies of great size.

(1) Good Intelligence tactics (we have that).

(2) Good technology (we have that).

(3) Well organized (we are but could be better).

That makes our victory possible.

- - - - -

Written for the Guardian and her offices.

RED BOX DATA INFORMATION SHEET

This sheet is to be returned

1. What is Red Box data?

a) Proof that a Scnist is involved in criminal activities.

b) Anything illegal that implicates MSH, LRH.

c) Large amounts of non FOI docs.

d) Operation[illegible]ainst any government group or persons.

e) All operations that contain illegal activities.

f) Evidence of incriminating activities.

g) Names and details of confidential financial accts.

2. Where is Red Box data kept?

a) Out of date material or finished cycles that can be shredded should be.

b) Large amounts of red box data that is not needed for day to day function but cannot be destroyed is located with all our NON FOI docs - and can be called for via CIC.

c) Small amounts of data that must be kept on hand due to security and frequent use - is to be kept in a briefcase locked up - and is to be marked. (in BI officearea)

3. How is Red Box data, kept on the BI premises, cared for?

a) This data will be picked up and carried out of the building by 'owner' immediately upon notification of a raid, search warrant etc.

b) Persons carrying this data (as few as possible) will leave the premises and only return when they have called in and received an "all clear". (Details of who goes where with what data will

GUARDIAN ORDER

S E C R E T

GO 070571 INR

7 May 1971

NOTES ON ORGONE

The case of WILHELM REICH is a very interesting case. His "orgone therapy theory" was under attack. He was jailed illegally for "contempt of court" by the FDA in the 50s and died mysteriously shortly after in prison. The FDA order was a masterpiece of unconstitutional law.

Reich fled Hitler in 1933. He was an expert in small energies and a qualified MD. The Nazis vowed to get even. They did. In the early 1950s via the FDA nearly seven years after the collapse of Hitler.

Charlie Chaplin, the comedian, made the movie "The Great Dictator." Nazi agents swore to get even. Ugly things happened to the producer and others. In the 1950s Immigration agents still had Chaplin falsely listed as a Communist and were still hitting at him.

Here are two cases which suggest that the Nazi spy rings stayed in place after WW II.

There may be many more.

IN PLACE NAZIS

The Gehlen Organization of West Germany was a military intelligence group independently formed by General Gehlen during the last days of WW II.

Gehlen hid out, watched for US troops in the mountains.

The CIA took over Gehlen and his in place Russian network and continued to operate it in Russia.

This shows a Nazi spy network still in place and operating after WW II.

US NAZI INFLUENCE

Leon G. Turrou was the FBI agent who broke up a pre-WW II spy ring in the US. The spies Rumrich, Miss Hofmann, Voss and Glaser were found guilty of monstrous espionage crimes in a Federal Court in the US and sentenced to years in prison. But as recounted in his book, NAZI SPIES IN AMERICA, (Random House, 1939), so violent were the attacks made on Turrou and so great (one must infer) the influence of other Nazis in the government that Turrou was forced to resign from the FBI after conducting one of its most brilliant cases.

The inertia of the FBI in arresting psychiatrists or Nazis guilty of mayhem and murder during recent years has struck us as odd.

This case tends to indicate that Nazi influence in US was very great and very political.

In 1941 the US Congress was of a mind Hitler was one you could do business with. Only the Pearl Harbor affair got the US government into the war.

FRAUD

The NAZI in LA collects "charity funds" it never turns over to charity.

The Dept of Justice of California has the evidence. It does not act.

These funds go into the millions. They are used to lobby for more funds from Congress that also vanish.

An intelligence group needs funds and it needs funds it cannot account for.

The NAZI was formed by Beers under pressure from the psychiatrist Adolph Myers in 1931. This organization over the world pushes Nazi doctrine.

Its funds vanish!

It is politically connected in every government.

It is oddly immune.

"National" is a Nazi use-word. Fascism is always "national" according to Oswald Mosely the British Fascist in his recent book.

BANKING

A few hours after writing the Intelligence Hypothesis, word came that West Germany had attacked and devalued the dollar.

This is one of the four main lines, according to the theory worked out.

DRUGS

Big drug firms, possible ex Nazis still in place, make more than their quota of hard drugs, export them and smuggle them back into the US.

They are peculiarly immune from attack. A Congressional inquiry found this. Narcotics authorities have done nothing.

It takes political control of an intelligence nature - Interpol etc. to work so smoothly.

Psychiatrists shovel out drugs, LSD etc. Nothing happens to them.

MAFIA

The Mafia is Italian. It is in the drug business.

It is anti-government. But Italy was Fascist and was the original Fascist country. Germany took over Italian intelligence out of exasperation.

The Mafia was available for cooperation during and after WW II.

Most city police forces are said to be paid off by Mafia gangsters.

The Mafia has a huge financial empire, hotels, resorts, etc.

They operate strangely immune.

There may be no connection whatever with Nazi intelligence. But they must not be overlooked.

They have never been on our lines.

Yet they fulfill a Fascist program of bringing a country to its knees by widespread drug use.

SOCIAL REACTIONS

Rudolf Hess studied Japanese Intelligence for 17 years and then applied its methods to German Intelligence.

The Japanese infiltrate social groups and get them fighting each other and the government.

In this resulting turmoil they take over.

This was a Greater East Asia Co-Prosperity Sphere technique.

US EVILS

The US is suffering from

1. Economic decay. This is an Intelligence target. The West Germans just gave it a heavy push.

2. Drug abuses. This is an intelligence-medical target to destroy the culture and future leaders.

3. Anti-War riots. This is an intelligence target - the destruction of the will to fight.

4. Psychiatric death camps and psychiatric abuses. The organizations advocating this are directly connected to Nazi movements.

The Nazi networks could be active in these lines. Evidence is now piling up that they are.

DOCTORS

The fantastic overuse of the title doctor is peculiar to Nazis. Dr Goebels, Dr this, doctor that. Their strongest espionage networks pre-WW II were run by doctors.

LEIPZIG

The university of Leipzig is the birthplace of Nazi doctrine. Man is an animal. Prof Wundt 1875 first advanced his theory. Practically every man of note in the field of the mind came from Leipzig University. Pavlov, Dewey, and a host of others all came from or went through this university

It is now in East Germany.

It forms a trace point for checking careers.

DOCUMENTS

The documentation backing up these theories is already terrific. It must be added to rapidly.

The background books are many.

Nuremberg trials records are explicit. They definitely prove psychiatry made Hitler and the death camps.

The WFMH and the NAMH are proven to be of Nazi origin. Their literature continues to push racial purity, mayhem and murder.

BEST PEOPLE

The Nazi personal target was the snob. Von Ribbentrop and the Cliveden set of England is an example.

This characteristic still exists in the WFMH and NAMH.

Arrogance, control of the masses, dominance, are hallmarks of both Nazis and the best people.

SOCIAL GROUPS

The Nazis invented social groups as intelligence circles societies, professional societies, clubs all spuck of the mass fixation on organizing.

These Nazi founded groups are still in place in England! Eugenics Society, the Euthanasia Society were Nazi founded are still operating. They advocate Nazi measures. "Genics" as a subject is Nazi.

They connect back to the WFMH.

So, now, does the American Medical Association, the American Psychological Association and the American Psychiatric Association. These tie in with the drug network and are heavily supported by it. (Journal advertising).

CHARACTER ATTACKS

The Nazi brought personal character destruction up to the art in its propaganda activities.

DAILY MAIL

The late unlamented London Daily Mail was the subject of a secret order in Churchill's time. In some way it was

pro-Nazi. This hearing and these facts were not made public but specially reserved when a job lot of government documents of the period were made public.

This was the paper that kept the attacks on Scientology rolling in the UK.

It went broke, like the Saturday Evening Post and like Time is going.

PENETRATION

Penetration is always a win. We have made it in finding WHO attacks Scientology from where by doing what.

This gives us an even further penetration. We have found as well the ex intelligence officer mouth pieces in the UK that influence that government and push Nazi aims.

We are getting even further penetration now into who is keeping this planet upset.

L. RON HUBBARD
FOUNDER

LRH:mes

This is written as if they were protecting themselves but it obviously is bowls on breaking in.

62

1 May 1974

WHITE-UP

To all DC Infos and AO Infos

RE: SECURITY AND THEFT OF MATERIALS

From time to time files, policies, technical materials and documents vital to the Church have been stolen from Organizations. These thefts are usually performed either by PTSs and nut-cases who hope to make some personal gain out of selling or using the material. On other occasions such thefts are committed by professionals operating in the field of data collection. It is important that for purposes of security we be able to recognize the difference between a nut and a professional. Therefore I am giving here a description as to how the professional operates in stealing materials by infiltration or by straight breaking, entering and theft.

a Cw

Many references are available on this subject concerning industrial espionage and a large volume of books have been written on the subject. However, it would appear that a lot of this data has been ignored and it is time that we had it.

CASING

The first step in any breaking and entering job is casing. This consists of checking out the area to ascertain the possibilities for breaking into the premises. It frequently amounts to the surveillance of an unfixed duration made on the place to obtain a rough or precise idea of the schedules of the staff, when the office is empty, whether there are burglar alarms and what is the best method of entry.

Other factors such as police patrols in the area, number of public passing by the area, visibility through windows etc., can be considered depending on circumstances. The person doing the casing usually takes every effort to ensure that he is not spotted while he is doing the casing, as the police are very used to this method and consequently after a theft has been reported or documents found missing will check this aspect to see if any strangers have been noted in the neighbourhood, etc.

SECURITY OF THE OPERATION

The first consideration on security is always the personnel chosen to do the job. Professionals would usually choose someone who is confident and competent, easily trainable and fully trained. In other words in Scientology terms, people who are not PTS, who are not ethics cases. Additionally one would normally choose someone who is motivated by duty or other high motivation to prevent later sell-outs or discovery by reason of an agent turning.

The second security is basically to devise a plan based on effective casing that avoids any chance encounters, mistakes or confusions while the operation is being executed.

C-16
p 90
176

5

The third security on the operation itself is the factor of returning the materials before they are noticed to be missing, thereby preventing anyone from ever finding out that a theft has occured. This subject is covered later.

SECURITY OF THE OPERATIVE

Professionals at all times wear gloves during an operation. This prevents fingerprints being left behind by which the agents could be traced. Gloves used are frequently light cotton gloves such as woman's dress gloves. Another type used is an undersglove used by motorcycle riders to wear underneath the motorcycle gauntlet to keep their hands dcutly warm in winter. Such gloves are thin and do not interfere too much with the use of hands and fingers for detailed jobs. Additionally papers, files and other material can be leafed through or paged through easily.

If there is any difficulty in handling papers with gloves on, an agent might use rubber finger stalls to help him read through documents. These are small rubber caps with a rough surface that go over the tips of the fingers, used by people who have to do a large amount of paper sorting.

The reason for using gloves has nothing to do with the actual identification of the agent in connection with the job at hand, unless the agent is picked up at a later date or on another job. However, gloves are worn as a routine matter because someone doing a series of jobs in a row could leave himself wide open by leaving prints behind for the police to compare prints on several different jobs, find out that only one individual was involved and possibly by thoroughness of checking, isolate the people or persons who were in the area at the right times. Therefore professionals always wear gloves, whether his prints are recorded with an official agency or not.

There are only a few surfaces that will take a fingerprint that can then be cleaned off. Such surfaces are plastics and metal. Virtually every other surface will retain a print for a long period of time. Modern scientific methods have made it possible to retrieve prints that have long since faded with age and are not recoverable by the old-fashioned technique of fingerprint powder. Scotland Yard have in fact developed a device that will pick up a fingerprint off a piece of paper that has been floating in a river for over three months.

SECURITY OF THE ORGANIZATION

Professionals are always working for some person or group which for the purposes of this section will be referred to as an organization. If the agent's motivation for working for the group is high, then this section will concern the agent as well.

Any professional intelligence group has to confront the possibility that at some stage an agent will be picked up. The most serious of these is when the agent is picked up in the actual act of stealing documents or in position where he is about to steal documents, or has just stolen documents and is moving to his base with the material. Therefore agents are frequently given instructions along the lines of " if you are picked up by the police, don't say anything more than you are required to by law", which is usually your name and address but this varies depending on the area. This is of course if the agent is in a position where no story would explain the cutpoints confronting the police. The agent will probably be arrested at this stage and should quietly arrange a lawyer

through a law society or legal aid society. Such societies abound these days and a name and address of one can be memorized beforehand.

The organization usually arranges some method of communication so that the agent can tip them off that he has been picked up. Any organization that has a desire to retain its agents or to continue recruiting agents, usually has the sense to provide bail through some bail bond system that allows the organization to remain anonymous, pays any legal fees incurred and gives every possible moral encouragement.

Additionally, any agent working on such operations would have nothing in his possession that connected him with the organization, nothing at his home address that connected him with organization and no possible way of tracing him back. For example, an alternative employment or no employment, but certainly no mention of employment by the organization. This is the usual exchange between agent and organization in the event of an arrest. The agent protects the organization, the organization assists the agent in every possible way. Such preparations are also usually made well in advance, so that the agent's recent history does not show any connection with the organization.

Cover story

One trick used by professionals is, after the casing has been completed and the plan decided on, a series of cover stories are worked up to cover each stage of the operation in the event that the operation is blown at any point. Such cover stories usually relate to the most vulnerable state of operation. For example, an agent might prepare a story as to why he was in that particular neighbourhood, why he was on that particular street, why he knocked on that particular door, even what he was doing in that particular background. Thus if he is picked up at any of these points he has a plausible explanation as to what he is doing.

On occasion cover stories are worked up to cover being caught in the act. It is sometimes to the advantage of the agent and the organization, if the police believe that the agent was actually breaking in for money or goods, rather than documents or files, as the police have a common ploy with criminals who they can duplicate, but sometimes get frantic when confronted with intelligence operations. Such cover stories as mentioned above would also be designed to muddle the local security guard, the local resident or staffmember or discover discovers the agent in the beginning stages of the operation.

Tools and Equipment

Tools and equipment have always been a problem to agents in any operation because the standard lock picking devices; crowbars, sledgehammers and hacksaws and standard items used for breaking into a place are easily recognized by the police. In fact in some places carrying such instruments is in itself an offence. An agent picked up on suspicion prior to an operation could find himself in hot water even though he had not yet actually done anything. Therefore an agent will usually try instead to obtain a key to the place he wants to enter beforehand or find a method of entry that does not require the use of instruments and tools. As this is not always possible an agent will attempt to avoid detection by

carrying the tools for as short a time as possible in connection with the operation being done, or disguise the tools in some way that they cannot be recognized, such as a thin plastic comb instead of a strip of cellulose or a hairgrip instead of a lock pick.

Some agents and organizations devise ingenious methods of hiding the equipment usually in concealed pockets in rigid items such as cigarette lighters and fountain pens. Most agents, however, rely on the two key factors involved during an operation which are 1) attending to minor detail before you get started, and 2) keeping your cool and staying up together while the operation is on.

THE FILES THEMSELVES

Best way of preventing being caught at a later date is of course to ensure that no one finds out that anything ever happened in the first place. In other words copy the files and return them. Most agents operate on this basis, at least the professional ones do. However, orgs have also been plagued with files going missing and never to be seen again. Such operations are not professional, unless done with the express purpose of making the files disappear in the first place. This is of value to some professionals as a file containing vital planning or documents disappearing, could have damaging effect on the group. Obviously gloves would also be used when the documents are copied and in the subsequent operation to return the documents.

PLANTS

There has already been much written about plants so I won't go into any great detail here, but just two notes.

A plant in any organization or group has a job in an area he operates in. The staff of the organization are accustomed to seeing the person in that area. Additionally the person's fingerprints would normally only be found in that area. Therefore a plant wishing to remove files from another section of an organization would do so at a time when he or she wouldn't be seen and would do it with only gloves on.

I hope you will find the above useful. I may have gone into too much detail in some places, but the data should help you combat thefts of documents effectively as anyone of the points outlined packed up on a person, would be an indicator of a professional operating. I hope you will keep alert to these.

Ho Budlong
D/G Information WW

BAD COPY

how to steal documents

COPY —

17 OCT 71

INT HATTING:

file in appropriate
not folder

THE STRIKE

A strike is the action of gathering information on a covert basis. It is performed by one or more agents (persons doing the strike), who are intentionally aiming at a target (the desired info, or therperson who has the target info, etc.).

It is assumed that the individual is hatted as an INT agent.

The strike is done in 12 steps, and each step follows consecutively (thus, step 2 should not be begun until step 1 is completed, and any new observation pertaining to an earlier step during the doingness of a latter step requires re-evaluation of the interim steps and verification of all the data acquired in the process).

The amount of time spent on a step and the amount of info needed for a respective step to be completed depends upon the target. The objective is to get all of thettarget info, by whatever means is necessary. For example, if the target is well-known and readily accessible to the agent(s), the strike may be achieved very quickly. On the other hand, if the agent(s) knows very little about the target, has no current access to the target, and the target is a large quantity of data, it may take extensive research, planning, and on-target observation to begin the actual strike.

The quantity of knowledge needed to complete each step is relative to the circumstances of the target.

THE STEPS OF STRIKING

1) Receive the assignment to strike. This usually comes in the form of an order from the agent's senior. The senior may either officially order or unofficially suggest the strike, either way, the idea is given to the agent that the info must be covertly gathered from some source.

2) Take ownership of the job. Here the individual determines that he is going to be the one to do the strike.

3) Identify the target. This may be knowing the name of a person or group on whom info must be covertly gathered, or it may be knowing the specific location of the piece of wanted data, or simply being told to "see what they are up to." Either way, the purpose here is to haveaa starting basis for the strike.

4) Gather info on the target area (the location of the target) for the purpose of striking. This includes any info that would be pertinent to striking. Info is pertinent to striking if it helps the agent to locate (pin-point) the specific target, gain access to the target area and the target, learn the routines of the target area, or anything else that would help to put the agent in control of the target during the strike itself.

18 · 1/8/77 1/5 AW13

11572

C-9 p144 2 of 3

11

5) Determine the most optimum means available for gaining access to the target area, on the basis of the info now known about it. This includes having a cover.

A cover is the pretense the agent assumes to make the strike possible. It includes anything that protects the agent from exposure as the agent of the strike (eg, assuming the cover of a newspaper man who wants to write an article on Scientology, with the objective of hanging the target group provide the agent with info on its activities as regards Scientology, but not know that this info will be used by Scientology itself). The most optimum cover is one that excludes the agent from any suspicion by the target. In some instances this would include wearing squeakless shoes, and carrying a large purse or attache at all times so that the one time the agent is carrying target info in the purse or attache, he is not questioned about its contents.

6) Gain access to the target area. This may include obtaining full-time employment from the target if the target is an organization, or simply contacting a person on a friendly basis so that the agent can gain access to personal files kept at home, or any other means that provides access to the target and a timespan of access to the target that will allow the agent to gather all of the info that is wanted.

It is possible that the access to the data will require repeated strikes — and thus, long-term procedures (eg, full-time employment would allow long-term procedures and repeated strikes of the target were an organization).

This step may also be called penetration.

7) Directly observe the target area for verification of the knowledge gained in the preceeding steps and continue to gather new data that would be pertinent to striking. This includes determining the actual security measures used by the target area to keep the target safe. (eg, guards making security rounds, locked cabinets, maintenance personnel after working hours, closed circuit TV cameras, alarm systems, etc).

Three tools that are available to the agent (and have been tested and proved valuable in actual strike activity that required very strict security) include:

fl - SECURITY RULE OF THREE: If the agent observes an activity in the target area occurring three separate times under identical or similar conditions within a given period of time (usually one week), he can use those observations in planning his striking activity.

One always observes for current and usual (predictable) activities in the target area, and accessible exits from the target area for "quick-get-away."

17

#2 - SECURITY RADIUS: a distance around the target that can be postulated as creating a safe condition for strike activity. The radius may be used to listen for persons coming near the target area during strike-preparation and actual strike activity. (eg, if the strike requires that no one know that the agent has been in the target area, the agent should be able to hear someone enter his security radius and quickly leave the target area without being seen or heard by the intruder and without leaving evidence of his presence).

#3 - If the target is extensive written material, it may be most optimum to have a separate location from the target area for reading and xeroxing or transcribing the data --- this is called a SAFE READING PLACE. If this is needed for strike activity, it should be determined during step 7 of striking procedures.

The final aspect of step 7 is evaluation of all data obtained upon direct observation of the target area and re-evaluation of the data learned in the preceeding six steps in light of the direct observation data.

8) Determine how to safely get the target information from the target area to therperson who wants the info. (This would include making sure that the agent's cover is adequately planned (eg, the big purse, etc.)

9) Plan the actions, step by step, that will be necessary in doing the strike. For instance, it may be found that the most optimum time to strike is between 12:30 PM and 12:55 PM. Thus the agent would plan to arrive at the target area at 12:31 PM; if the target area is safe (no persons present), he would then proceed to perform the strike, always listening to his security radius for intruders; he would proceed with operations until 12:50 PM, making sure that he is out of the target area by 12:52 PM. This plan might include hitting the target, getting the info xeroxed in the safe reading place, and returning the target info to its original location by 12:55 PM.

This step includes preparation for any unusual circumstances that might arise and how they would best be handled. For instance, if someone entered the security radius of the above situation at 12:40 PM, would the agent leave the area immediately or wait for therperson to leave the security radius?

The purpose of step 9 is to make sure that the agent has enough knowledge to perform the strike safely, accurately, and thoroughly.

10) On the basis of the preceeding steps, begin either a pretend dry-run of the strike (to check for unknowns and remedy them immediately) or do the actual strike, depending on the circumstances of the entire situation.

The following is an example. It was actually done by an agent in both dry-run and actual strike procedures at a national organization's headquarters. The agent was a full-time employee of the group, and worked on a different floor from the one where the target info was located. The agent had to maintain a totally safe operating condition during strike procedures (ie, it was predetermined that anyone within the security radius was dangerous to the agent and warranted stopping strike activity immediately, and that the less time

time spent in the target area the more safe the operating condition):

a - agent went to the target area -- no one else was present --- proceeded.
b - agent found target file.
c - agent stood near target file -- the label appeared to indicate this file was the target. Agent determined a safe radius for future activity and listened for the usual sounds --- a through c were safe, proceeded.
d - agent checked file contents, always listening to the security radius. Still safe, so agent proceeded.
e - file contents appeared to be wanted, could agent pull them to take to the safe reading place? Yes. Agent proceeded.
f - Agent took file to safe reading place, going by the (predetermined) quickest route, agent observed security radius at all times.
g - target data was exactly what was wanted. Agent xeroxed data and then hid xeroxes in a place that was safe while the agent was returning the target materials. This included the possibility that the agent would not be able to return to the hiding place for quite a while and a place that would not indicate that the xeroxes belonged to the agent if another person found them.
h - agent returned to target area, repeating steps a through c, then put file back exactly where it was found (continually observing the security radius).
i - agent took target data (xeroxes) out of the building without being suspected. This required wearing a cape under which the xeroxed data was hidden in a large purse and being friendly with the night guard.
j - Agent took evidence and written repour of all strike-related activities to agent's senior within 3 hours after strike occurred.

11) Got info to the person who wants it, by the safest and quickest route.

12) Report all strike-related actions in a written report.

It should bennoted here that written progress reports (most optimum) and verbal reports may be given to the agent's senior at any time during the strike procedures. Any report should be written with the objective of informing the senior of the progress done to date and/or reporting any change in agent-like or strike-related activities. A report never serves the purpose of asking the agent's senior to handle the agent's problems.

SUMMARY AND COMMENTS

As stressed before, the individual circumstances of the target and the agent determine the extensiveness of the work done in each of the 12 steps and the time it takes to achieve the strike.

If the agent is required to return to the target area on several occasions to get the target info, he should always be observant of new developments and handle each new development as it arises. This may mean simply making a small adjustment in the plan of striking or it may mean a total halt of all agent-like activity until the agent is safely able to continue with the preparation steps and doingness of the strike. (As when the target begins to suspect the agent's activities and tries to protect itself from a strike).

Certain striking activities require more security than others. The agent must determine the degree of security he must maintain, as it is relative to his individual situation, in order to achieve the strike.

Whether a strike takes 15 minutes to prepare for or 15 months, the key to the whole game is observing what is really there, not what you were told should be there; and working on the basis of what you know.

END OF REPORT

Kathy Gregg
INT CH COMM
INT CHGO

5 of 5

20

c-9
p 70
5/5

15

16

p454 7462

M: Red Box PO CSW

DEJ 1US

B1 ESTO 1/TUS

22 Feb, 77.

Dear Dick.

with regards to equipment that we already have from ADSMCO and WARSCO CO LTD.

we have I sets of 'photo-~~op~~ cells'
I microwave system
and magnetic contacts.

we still need (buried with WARSCO Ltd.)

This is the relay + pgm point between electronic system + outside telephones.

1) dialer
2) tape
3) ~~pg~~ programmer

$150.00 plus 6% tax

also bell box (+ tamper) on bell box
key control plate (to shut alarm off outside)

$50.00 + tax

plus some wire + cables + cards — $15.00

sub total $215.00
6% tax 12.90
total $227.90

which is a saving of $172.10 from previous $400.00 pricing.

Love Peter

1 page

Carroll W. Shaver
7-8-77
Desk drawer
Item # 12

p154

BRANCH ONE HATTING LETTER

ORGS: INFILTRATION OF

6600

Infiltration: 1.) To pass (troops, for example) surreptitiously into enemy held territory. 2.) To take up positions in (a political party, for example) surreptitiously. 3.) To gain entrance gradually or surreptitiously.

For the purposes of this B.O.H.L., the above definitions of the word infiltration will suffice.

In the past, Scn. orgs have been infiltrated numerous times in numerous ways. Many other attempts to infiltrate were made, but were unsuccessful. In the B.O.H.L. entitled, Files, Obtaining of, a fairly concise description of basic techniques employed in certain infiltration actions was presented. This B.O.H.L. will mention these techniques, (used by enemies in the obtaining of our files data) and will detail other covert actions and principles used to infiltrate our orgs for data gathering purposes.

All covert actions have as a basic common denominator, the factor of being designed and disguised as being something other than what they really are. The real intention or purpose of the activity must remain hidden and out of reach of any observers. They are and must be designed so that the victim of the hoax is not suspicious nor aware that the activity presented is anything other than the activity being presented. Therefore, whatever guise is used must be one that will be believed and believable.

Covert actions will only be done if data cannot be gotten from the target area overtly, or if obtaining the data overtly would jeopardize the employing organization or its position. Any data that can be gotten overtly of course should and will be gotten. As a defensive policy for Scn. we have all our data readily available to anyone who desires it, in our course packs, OLC volumns, and Scn. books.

Unfortunately, many agencies and agents do not believe that this is the case and thereby conduct covert data gathering campaigns against us. Once it is decided that covert actions are needed, those actions take on and must maintain their hidden nature. The actions being discussed in this B.O.H.L. are the following:

1. The covert telephone call
2. The covert (suitable guise) in person interview
3. The preparing of agents for org. infiltration.

Covert Phone Calls:

These are generally made by some investigator or agent desiring a certain relatively small amount of data. They will call and represent themselves as being someone other than who they reallyare. This someone, either because of his name or position, or relation to the target area, is a person who the target area would give the desired data to. This would have been previously determined by the caller prior to his calling and representing himself as that person. In other words, the agent would find out what data was needed, would look at the target area, study some of its comm lines and purposes, and then determine the person or type of person the target would give the data to, and on what pretext; under what circumstances.

He would then place his phone call, giving his cover story, which above all has to be believalbe, and in most cases would obtain the desired data because he has either gotten the targets right buttons or caught the target off his guard.

Many professionals who need to make a quick call for data, and who don'tcally care if after the data is gotten his target realizes he has been probed, will just have his cover name, address, and telephone number written down in front of him, and his cover story rehearsed so that he can cover any light probing questions the target may have.

In other cases where the data is more important, the professional will have a verifiable cover name, safe address, and safe phone whereby he can receive a return call, and have a verifiable cover story, where if checked out it is found to be true. This approach of course, is always the safest and the hardest to break down.

Some standard lighter covered calls which will work to produce data approx. 75% of the time are as follows:

1. A credit investigator working for a credit firm needing some employment or personal data about an individual who has applied for credit.
2. A bank Vice Pres. calling for an employment verification check on an employee who is applying for a loan at the bank.
3. A relative of the target person calling for the target to find out something.
4. An old friend, college room mate, fraternity brother, army buddy etc who just got into town.
5. Anyone who owes the target person some money, and who wants to repay the debt.
6. The local draftboard needing data on a person.
7. A census or poll taker wanting to get data.
8. A telephone company business office worker needing more info for his files on the target person which were just lost.
9. The IRS or any other govt. agency representative calling up to get data about a firm or its personnel for its records. (NOTE: If anyone other than a govt. employee calls to represent himself as a govt. employee, in many cases it is an illegal act.)
10. A concerned parent or guardian calling in behalf of their children, and vice versa.
11. A member of a neighboring affiliate or ally group needing data.

In conjunction with the above named techniques, professional agents will solicit information from a numbe r of different sources. Knowin g how these agents people operate, one can trace down their probable movements and discover quite easily whether or not someone is being investigated. Professionals will check any of the following:

1. The place of employment of the target.
2. Any previous place of employment.
3. Co-Workers from the current or previous places of employment.
4. Personal secretaries from the current or previous places of employment.
5. Other members of any boards, panels, societies, groups, fraternities, clubs, churches, etc, that the person may belong to or participate in.
6. The targets immediate family members, and close relatives.
7. Any previous wife or lover the target had.
8. Any current or previous neighbors of the target.
9. Any known enemy or ARC-X acquaintance of the target.

These areas will be researched and questioned by the pro, who will use any of the aforementioned guises, or combination of them or others and they will usually be asking for general type of information about the target and his environment. The person questioning will always let the person being questioned give as much data as he would like, and will be taking all the data down. It has been found that once many people b believe the caller, they will do all they can to "help" the person about whom the questions are being asked.

There are literally as many different covers for phone calls as there are different people, friends, relatives, and occupations. All one needs in deciding the right cover and area to use is a bit of imagination, insight, and foresight.

Imagination is used to come up with varied approaches toward obtaining the the data desired. That's the easy part.

Insight and foresight can both be attained by having a good working

knowledge of the area the data is being sought from, as well as a general understanding of life, and its relationships. Knowing the area to be questioned, its SOP's , its attitudes, its comm lines, and the manner in which it handles certain types of traffic will give one the insight needed to know the best approach to use, and the best terminal to receive the desired data from. Then knowing the area, and determining the person to best obtain the data from, will then allow the caller to determine the best things to actually say to the person with the data which would insure that the data was obtained.

Doing the above will also give the agent the necessary foresight he would need to see what would be done with the particular comm lines used, IE will the person being called asked for my name and address and call back checking me out in the mean time, will I be asked to put my request in writing, will a file be started on the inquiry, will they tell the target person that someonek was calling asking about them, etc. Familiarity, therefore with the area being calledcan help one decide which of the many approaches to use, on which area, to obtain the precise answer without having any undue attention put into or onto the cycle.

Even employing the above techniques, the agent/ professional will still run into unforeseen situations. The best way to handle these is to practice techniques in no-answer answering, giving non- sequitor answers, and practicing to think and handle on your feet.

This can be done by having a certain, pre-determined piece of usual data that one wants to find out, and calling up anyone, blindly, with no cover story determined, and no other preparations made, and trying to get the desired data from the person being called.

When preparing a cover story to be used for this type of data gathering, one must check out the strength and weakness of his story. This can be easily done by placing oneself on the other side of the telephone. That is, take the viewpoint ofthe person on the receiving end of the story, and mock x this

erson up to be one who is looking for this kind of a ploy. What questions would he have to ask to break down the story given to him. And reversely, how would you as the caller answer the questions if they were asked you in order to preserve the cover you presented. It is an interesting exercise, and can quickly teach one the art of fending off questions, and knowing what questions would be asked most frequently. One could also be drilled by another person who would purposely try to break down the cover story. This is done generally on more important, trickier phone calls.

So, the sequence of events in doing this type of activity are as follows:

1. Find out what type of data is needed and wanted.
2. Find out where this data can be obtainedfrom, and if it can be obtained by using the telephone.
3. Find out something about the area which has the desired data, IE its comm lines SOP's, personnel, type of work or actions etc. This you may already know, or if you don't, then you may know someone who does. Some of the places may be fairly self evident for example; Doctors or doctor's offices, housewifes, telephone company etc [illegible].
4. From the product, the desired data, work backwards in developing the type of cover and cover story which would produce the desired data from the most likely person with the least amount of friction. For Example: One wants to find out the private phone number of an execs private office phone. (the desired data known). He uses some imagination (flare) and realizes that the execs wife, and his secretary are sure to know his private number, and that this data can be gotten over the phone. The caller then realizes that he knows something about wives and secretaries, both. He knows that very often wives receive strict instructions from their husband not to give out his private number to anyone, as he can be reached thru the company switchboard, and he can stay off the phone most of the time as his secretary handles most of his calls for him. The agent also knows that

one of the secretaries primary functions is to keep trivial business matters off of the exec's plate. The agent then combs his imaginations further and realizes that the telephone company business office would have a likely need for the desired information, as a matter of course, and that questions from a purported telephone company business representative would be unlikely to illicit any unusual questions. It would be a wrong source for a phone co. rep. to call the exec's wife about x data on the private phone, so this wouldn't be done, but a phone co. rep. could call the secretary and solicit data from her witha fairly good idea that the request for the data would not get back to the exec., and even if it did he wouldn't pay that much attention to it. Now, what to say which will get the secretary to think that the phone company needs the exec's phone number, as they quite obviously have the number already. A story, by the phone company business rep., about a computer foul up whereby a number of records got mixed up and switched, and to insure proper billing at the end of the month a few questions need to be asked of anyone whose records got mixed up, will undoubtedly bring the secretary to the aid of the caller in an attempt to help them out to protect the exec., and her company from a wrong billing, and she will willingly volunteer any information about the phone that she knows. Even if this matter is later checked back with the telephone company, and the phone company says that they had no computer trouble, and no one called that office, the exec. would not know for sure whether the telephone company people had made another mistake or if it was a ploy. And even at the worst, the data would still be gotten by the agent. The above is what is called from the product work backwards in developing the techniques and terminals to be employed.

4. As SOP the professional will write down in fromt of him, the cover name, cover address or phony address being used, cover or phoney phone number, zip and area code of the area purportedly being called from. He will write down any questions he wants to get answered, and any other data pertinent to

the conversation. He knows that during conversations of this nature, if the other party asked a number of x quick successive questions about what the caller already mentioned, that the caller is likely to forget the data already given. Example: This incident actually occurred.:

A professional made a call to an org to get some information. He gave his cover story which was believed by the target. During the conversation which ensued, the professional made notes on paper which he had his cover name, address and story written down on. The notes obscured his cover name. During the conversation, a list of names were being given to the agent who continued to write them down on this sheet of paper. Then the target mentioned the cover name of the agent, and the agent repeated the name as he had done with the rest of the names as if it were just another name for his list. The target questioned him about his slip up, and the agent quickly recovered by reviewing his messy sheet and realizing x what his cover name was and saying something to cover his tracks. It was , however, enough of a comm lag so that the target got suspicious, and didn't give any more data. So, a piece of paper with the above data on it can save the day, and even at that, the agent has to be quick on his feet, and keep the data available to him.

6. A Professional, when first speaking with the target terminal, will always introduce himself, explain his actions and reasons for calling, give his cover story, and immediately embark into the asking for the desired data. In doing this, the pro will maintain and uphold the following attitude; "I have just given you sufficient data to allow you to give me the answers to the questions I need answers to, so let's get on with it. " Also, the speed of the flow of data getting to the target person often times spins the person for a second or 2 and the next thing you know the desired data is already out of the target's mouth, or he has started finding out the data the agent wants to know. A "Thank you very much, or I really appreciateyour help" makes the target feel as if he did the right

thing, and he generally then, thinks nothing of the incident.

One of the advantages to the phone call approach is that one can hang up the phone if any trouble occurs unexpectedly on the line which one cannot handle. Usually when this is done, any one or more of the following things may occur:

1. The person calling would be talking in a normal stream and the line would then be disconnected, appearing as if the ~~connections have~~ phone had been inadvertently disconnected.
2. The caller would say that he has another call on another line, and during the time that the target is on hold he inadvertently got disconnected.
3. The caller exclaim that a bottle of ink just spilled in his lap, and he'll call the person back in a moment, and hangs up.
4. The baby just fell out of the carriage, crib etc, or some other ploy of this type.

These will generally explain the hurried hang up or disconnection of the phone to the target person, who in turn inevitably dubs in the remaining portions of the incident. However, unless one calls back the target, the above will leave the target with an incomplete, cut comm cycle which he will have his attention on until it is resolved. This resolution of the problem usually comes in the form of Dub-in, if the target is not called back, and the dub-in could be the fact that someone was trying to pump him for the data and almost gave himself away, so therefore hung up.

So, one can see that there is also a bit of a disadvantage to making a call of this nature not prepared for any eventuality. Later, if the target was suspicious, and the agent tried to recontact the target to obtain the rest of the desired data, the agent might have a helluva hard time as the data is now being protected.

As Scns., we always protect our data. We question, carefully, and in detail, anyone calling for data, and we insure that anyone wanting data is a person who is fully authorized to receive that data.

By practicing the above techniques, one can get a real good idea of how an agent would go about getting information over the telephone, and by seeing the problems you are having in obtaining data, you can then devise questions and techniques which would thwart the would be perpetrator.

There is one other area which is frequently encountered which should be discussed. It is policy , in a good many places, not to give out information to anyone over the phone. These places will request that all requests for data are put in writing. The professional will have a cover address, and cover phone # if possible, and proper stationery to support his cover story. He will always write back and say something like " per our phone conversation", and imply that he was promised the desired data if he would out write for it. He will also assert his authority, and state or imply his right to have this data. The only way to thwart this type of approach is to check out the validity of the caller by his cover, IE address, phone number and stationery, and his reported business registration. Most places however are too busy to do this checking, and and the caller/ writer/ agent thereby gets his data.

So, be alert and on top of any situations which approximate any of the above conditions. Don't give away data because someone asks you for it. Insure they have the right.

SIT ATION: Marty Livermore, def (org staff member, was kidnapped, and an attempted deprogramming was done by Julie Kristofferson and Pat Ogier, two blown Scientologists from the Portland Org area.

WHY: Marty had unhandled PTS situation.

HANDLED: Marty escaped from the deprogrammers, and was unharmed, except for being a bit shook up. He was secured in a safe place by the AG DET, who got a full debrief on the cycle. Marty filed a complaint with the police against the deprogrammers.

SITUATION: Earl R. McCoy, new recruit in the DET org, found to have N/S'ed on Ted Patrick, and have you been sent here.

WHY: Appears to have been sent into the Org by Jim Williamson of the Michigan Citizens Freedom Foundation (MCFF) who is currently investigating "cults".

HANDLED: All internal lines tightened up at the Org, and McCoy was questioned, although he failed to come clean on the cycle. AG DET to have Mc Coy affidavited, and is having him removed from the Org.

SITUATION: National Institutes of Drug Abuse put out cathets on the Narconon in the DET area, calling it a front group for the C of S, and indicating that it's programs were more destructive than constructive.

WHY: Full sky unknown.

HANDLED: Report sent up lines by AG DET, who also made up packs to handle the third party on the Church/Narconon. Investigation to be done in this area to get all the enemy connections so B-1 actions can be formulated.

c4 p50

SITUATION: Illegal loan deal found in the Chicago Org, where Frank Horn was loaning money to students to do courses at the Org. This action had taken place in the beginning of 1976, and is not going on in FT.

WHY: Out ethics on the part of Org staff who allowed this action to take place (full specifics being gotten from Chicago).

HANDLED: Investigation done by AO Chicago, and full report sent to US (as yet not received) about the episode. Staff hatted by the AO regarding these unusual actions to get students on course. All illegal activities have been stopped in FT.

SITUATION: New Directions (Narconon) being attacked in New London, Conn., and their funding is being threatened. Individuals on the attack lines have not been isolated and investigated, although some of them were previously known about.

WHY: B-1 HE has not completed an investigation into this area, and the potential threat has erupted into an attack.

HANDLED: Investigation started into this area this week, with OSC being done on the attackers. Reports to be sent from HE on this scene.

SITUATION: Dr. Stanley Cath, Paulette Cooper's pshchiatrist, is writing an enthets book on cults, which may contain enthets on Scientology.

WHY: Cath is suppressive.

HANDLED: B-1 HE has PSH who will be typing the manuscript for Cath on his book. She will speak to Cath regarding any additional data that he will be willing to give her, which he has on Scientology. B-1 will be following this down by working closely with Cath on his book.

C4 p50

SITUATION: John Seffern, Scientology traitor, and current attacker of of the Church, unhandled and allowed to continue his attacks.

WHY: Insufficient handling of Seffern to render him harmless.

HANDLED: Data received that Seffern was caught manipulating funds through a personal checking account in a state in which he was not able to practice law. He had a hearing regarding this and was found guilty of illegal activities, and suspended from the practice of law for two years. This also effects Paulette Cooper, Robert Kaufman, and Bernie Green, all of which use him for counsel against the Church. Further investigation into this area will be done, and a program cooked up to have him disbarred.

SITUATION: The AMA one of the biggest attackers of Scientology is unhandled and is continuing to give the Church hassles.

WHY: The AMA has not been handled sufficiently by B-1 to render them harmless, and remove the threat.

HANDLED: AO Chicago reported that the Post Office has reopened its investigation into the AMA due to data supplied by one "Sore Throat". Post Master General Bailer has ordered postal officials to review the data sent in by "Sore Throat", and to check the allegations he has made. The Chicago Daily News ran with an article on this story and said that the AMA would have postage due in the area of $229,000.00 - $450,000.00.

SITUATION: John L. Wilhelm has written a book on parapsychology, which has an enthota chapter on Scientology, which is due to be released in AUG 76.

WHY: Full why on enthota unknown. He is obvious enemy of the Church.

C4 p50

HANDLED: Project rocked up to handle Wilhelm and his book. This will be sent out to thos concerned this week. Data received during files work on Wilhelm which would indicate the John R. Wilhelm (believed to be Wilhelm's father) is connected to Nelson Poynter of the SP Times. This will be further verified (the fact that John R. is the father of John L. - the connection is valid to the SP Times) Also, John R. currently lives in Ft. Lauderdale, Florida, which if all the connections prove out, could possibly be grounds for a conspiracy suit. Legal notified of the data, as well as PR. Further investigation into this area to be conducted this week with full report of the results of the investigation.

NATIONAL DIRECTORATE

SITUATION: DH SS expose now moving.

WHY: Excellent debug and handling by Ops Officer National

HANDLING: FSM and wife talked into taking a month off from their normal jobs (with their children) when the report goes public. Received orders from WW to revise and delete parts of the report which was done this week.. Report now being retyped in final form. Ops Natl doing appropriate drilling on Fort.

SITUATION: Out security on the part of T/Dir Comm allowing Customs to look through and keep WW mailpack.(Bill Moore)

WHY: Unhatted and out ethics.

HANDLED: T/Dir Comm ordered into a Sec check-found that 13 mail packs (USCO to outer org COs) had beenheld at his house rather than beingmailed since June 18th. Additional questions have been added to the sec check to cover any tampering with the mail packs etc. He is removed from post and expediting in the SR.

C4 P50

CIC DIRECTORATE

SITUATION: With the move CIC got a bit disestablished.

WHY: Too many boxes and not enough cabinets, once moved left us with a big job in order to get the files useable.

HANDLED: All CIC personnel are working flat out only on the cycle of getting CIC useable and all set up.

Love,

BW/jf

6

(8). [illegible] ORDERS All Secs — if Pers-Info Div necessary [illegible] Log Sheets — [illegible] Log Sheets

✓	ORDER TO	PERSON RESPONSIBLE	DATE OF ORDER	ORDER
	DC I US	PAC SEC	25.9.74	Caryl Warner project O'd by IRH
✓	DC I US	NEUS SEC	25.9.74	Info Books-Investigation-Wilhelm Handle
Done	DC I US	NATL	11.10.74	AHA-surely we could do something to get their non p[illegible] fit status re-voked
Done	DC I US	PAC	27.1.75	Billy Kahn-completion scut-points 2 & 4 not done yet
✓	DC I US	D/DC I US	16.2.75	General Plan-L-A-[illegible] real explanation were turned up, it could blow them to pieces
Done	AC I Flag	SEUS	30.1.76	Local Scene-make sure DI is alert to any whiff of counter attack
✓	DC I US	PAC	5.2.76	Cazares-possibly Jimmy Fischer could get his school records
Done	AC I Flag	SEUS	5.2.76	[illegible] lection-Shaffan who in CA area is for Congress-what local election laws Cazares not to be elected mayor
✓	DC I US	PAC	18.3.76	Christian Research Institute-2 point [illegible]
✓	DC I US	SEUS	15.3.76	Cazares-Is there some possibility the Cubans in DI might get the idea that he is pro Castro
✓	DC I US	NEUS	29.3.76	Sam Moskowitz-5 step order (Proposed by DC I)
[illegible]	AC I Flag	SEUS	29.4.76	CIA-SPT and others have their own CIA agent about whom we know nothing about
✓	DC I US	PAC	6.5.76	EST-obtain their mailing list
✓	DC I US	SEUS	7.5.76	Ind Freedom Foundation-Lieberman- tell her her son won't be allowed into Sch
✓	DC I US	NEUS	21.5.76	Mike Maurer-little criminal in NY-handl
Done	AC I Flag	SEUS	25.5.76	Cazares-Is it possible that he never be come a citizen
✓	AC I Flag	SEUS	25.5.76	Sableman-encourage editor to think be[illegible] the leak
✓	DC I US	PAC & NAT	4.6.76	Anti Cult O[illegible]-5 point order

1--4--5 [illegible]

[illegible]

ORDER TO	PERSON RESPONSIBLE	DATE OF ORDER	ORDER
✓ DG I US	PAC SEC	4.6.76	NN Palo Alto-How is Lorna on those li
✓ AG I Flag	SEUS	12.6.76	Roussouw's-Alert AG F
DG I US	PAC	6.2.76	Fusselman-lets hope he gets no publis for his book

[illegible] my [illegible] book under this state

THERE IS A POSSIBILITY THAT I MAY HAVE OMMITTED SOME ORDERS THAT YOU HAVE OR THAT I HAVE INCLUDED IN THIS LIST ORDERS THAT HAVE ALREADY BEEN DONE. IF SO PLEASE DESPATCH ME IMMEDIATELY.

Additions

DGIUS	?	30.5.75	IRS CCSG 23.5.7
AGI Flag	AGI Flag	13.5.75	Barbados enthel
AGI Flag	" "	4.7	Look at my Info P
AGI Flag	" "	29.7	LPH/CIA Report
AGI Flag	" "	28.1.76	Telx - the Boss [illegible]
AGI Flag	" "	3/2/76	Telx 03024C
AGI Flag	" "	7/2/76	Conspiracy
AGI Flag	" "	[illegible]/7/75	Inverte Edition of [illegible]
AGI Flag	" "	22/3/76	Snyder

GWW List

GWW OUTSTANDING ORDERS

ORDER TO	PERSON RESPONSIBLE	DATE OF ORDER	ORDER
DGI US	NEUS Sec	8 May 69	RE: DBG As this is such a positive attack o you had better lo this nasty little
DGI US	NEUS Sec	9 July 69	NAMH (fake letter) The attached let Mary Sue is being ately sent to the so that it falls i DBG hands. This a plant. Please know if it gets to or DBG gets it.
DGI US	NEUS Sec	29 Feb 72 log 1147	We need to know th lowing: 1. Why did Paulett attacking Scn? 2-5 - done 6. How did she nee Sanders? 7. Where did she data in ch 21 of h 8-12 - done.
DGI US	NEUS Sec	11 April 72 log 2034	PAULETTE COOP * It is imperative t handles her as per recent orders on
DGI US	NEUS Sec	22 May 72 log 2127	Kaufman. Get some moving on this.
DGI US	~~Nat'l~~ Sec	9 Feb 73 log 2628	Chiropractic Assn. need complete end
DGI US	NEUS Sec	3 July 73	tlx 27067 GOUS 4 some handling of going to take pla is on the attack a in your area.
DGI US	NEUS Sec	9 July 73	tlx 09071 GOWW Fa updating paperback livid details from vivid imagination. odias ispushing to publicize . There sit to handle with ty but it must be

GWW List

GWW OUTSTANDING ORDERS

ORDER TO	PERSON RESPONSIBLE	DATE OF ORDER	ORDER
DGI US	NEUS Sec	8 May 69	RE: DBG As this is such a positive attack o you had better lo this nasty little
DGI US	NEUS Sec	9 July 69	NAMH (fake letter) The attached lett Mary Sue is being ately sent to the so that it falls DBG hands. This a plant. Please know if it gets to or DBG gets it.
DGI US	NEUS Sec	29 Feb 72 log 1147	We need to know th lowing: 1. Why did Paulett attacking Scn? 2-5 - done 6. How did she nee Sanders? 7. Where did she data in ch 21 of h 8-12 - done.
DGI US	NEUS Sec	11 April 72 log 2034	PAULETTE COST * It is imperative handles her as pe recent orders on
DGI US	NEUS Sec	22 May 72 log 2127	Kaufman. Get some moving on this.
DGI US	~~Nat~~ Sens 1 Sec	9 Feb 73 log 2628	Chiropractic Assn. need caplete end
DGI US	NEUS Sec	3 July 73	tlx 27067 GOUS 4 some handling of going to take plac is on the attack a in your area.
DGI US	NEUS Sec	9 July 73	tlx 09071 GOWW Ka updating paperback livid details from vivid imagination. odias ispushing to publicize . There sit to handle with ty but it must be

LW 7/8

GMI ORDERS TO DGUS GIVEN TO DGI US

ORDER TO	RESPONSIBLE PERSON	DATE OF ORDER	ORDER
DGUS DGI US	NEUS Sec	June 19, 70	Bernie Green - Put him at effect
DGUS DGI US	NEUS Sec	April 12, 72	Paulette Cooper - What is being done by Inte
DGUS DGI US	NEUS - SEUS	no date	Main Sps order

LW
7/

GWW ORDERS TO DGUS GIVEN TO DGI US

ORDER TO	RESPONSI-BLE PERSON	DATE OF ORDER	ORDER
DGUS DGI US	NEUS Sec	June 19, 70	Bernie Green - Put him at effect
DGUS DGI US	NEUS Sec	April 12, 72	Paulette Cooper - What is being done by Intel
DGUS DGI US	NEUS - SEUS	no date	Main Sps order

LW
7/8

16 September 1976

DO Info US

cc: DO Comm US - DC US

cc: Guardian Comm WW - Guardian WW

cc: US Sec WW



DO Info WW

Dear Dick,

Re: Infiltration

In relation to the note on the Canadian group I think it is of interest that there are somewhere in the region of 87 illegal GO staff being employed without CSW.

If there was ever an area ripe for infiltration of the GO this is it and I would like a full handling done on all of the people involved who have been on staff illegally.

This means we will have to get data from each one on what they know, what they have been doing, what they have likely to have had access to, a bond and full data on each person.

This is a big task however security has been allowed to slip very badly on this. There is no way that 87 unauthorized irregulars could be kept under control security wise and in spite of assurances that none have been used on confidential cycles or have been allowed in GO space I can guarantee you that this is not the case.

The handling had better be done quickly and thoroughly and you may turn up the answer to the most recent mystery.

Love,

Ro

LRH ORDERS

ORDER TO	PERSON RESPONSIBLE	DATE OF ORDER	ORDER
DG I US	DG I US	22.12.71 logged in 2.12.76	Op Dynamite-Op on psychs
AC I FLAG	SEUS	2.1.76	Urgent-Secret-4 point programme-full depower attackers
AC I Flag	SEUS	28.1.76	Property Conspiracy
DG I US	NAT	16.8.76	Dean List-You need any and all names connected to Tapper the RRR PR firm connections and those of Robert R. Mullin Associates etc...

LWL
1/8/22

Good PRO plans an action and operations fights the battle.

Legal is a slow if often final battle arena. It eventually ...s down to legal in the end. If intelligence and PRO have done well, ...hen legal gets an easy win.

You can win a battle even without legal and by PRO alone. You ...tend to win it without legal wherever possible.

The prize is "public opinion" where press is concerned. The ...ly safe public opinion to head for is they love us and are in a frenzy of ...to against the enemy, this means standard wartime propaganda is what one ...doing, complete with atrocity, war crimes trials, the lot. Know the ...es of your public opinion, what they hate. That's the enemy. What ...y love. That's you.

You preserve the image or increase it of your own troops and ...rade the image of the enemy to beast level.

Always be ready to parley but watch for tricks. Don't give the ...y breathing space.

Capture and use his comm lines. A press magnate on <u>your</u> side ...a big win.

You have in one of these publicity wars all the factors of ...m wars complete with artillery, cavalry, infantry.

For example at this writing, all fighting has been on our ...ain, they know our generals we didn't know theirs, they had all the ...s, funds, government control. We are reversing this. We are fighting ...on their ground. But we have a long way to go.

We will make it all the way providing we look on this in terms ...tive battle and not as a "if we are saintly good we will win". The ...o who win wars have a saintly image but they win the war by clever ...forceful use of the rules of tactics, strategy and battle.

Wars are composed of many battles.

Never treat a war like a skirmish. Treat all skirmishes like wars.

The cold war <u>is</u> a war. The West is losing it because it is ...ing by other rules than the rules of war. We mustn't lose it.

L. RON HUBBARD
Founder

...ht (c) 1969
...on Hubbard
...TS RESERVED

AG Mini War

HUBBARD COMMUNICATIONS OFFICE
Saint Hill Manor, East Grinstead, Sussex

Con O Con
Guardians Offices
PRO
Intelligence

HCO POLICY LETTER OF 16 FEBRUARY 1969

ISSUE II-

Confidential

BATTLE TACTICS

(This is a Defense Paper on material developed after 10 year ceaseless attack by a foreign enemy. Nothing in this paper advocat violence or invites the physical destruction of persons.)

In these days of "cold war" when actual warfare is impossible to atomic weapons, the warfare is waged in the press and public in t of ideas.

If you uniformly apply the tactics and strategy of battle to t we get into, press or legal or public confrontation, you will win.

The enemy uses "groups" and meetings of groups like one would squads.

If we and they are considered as two hostile and opposing nati war, then a huge array of tactics and strategy become visible.

One parallels in the field of thought what is used and done in t field of battle in other ages.

You don't have to know too much about the tactics and strategy of warfare to apply this but it helps.

The end product of war, according to Klausewitz the authority on is (condensed) "to bring about a more amenable frame of mind on the part the enemy".

But there are also wars of attrition. We are engaged in one whe total destruction of us has been the enemy's aim for, at this writing, 1 years. This is barbarian warfare, thus the enemy must have had very po fears and terrors about us. Since he fought for total attrition. In t case it is not safe to hope for any half way win. We must ourselves fi on a basis of total attrition of the enemy. So never get reasonable about him. Just go all the way in and obliterate him.

It is bad warfare to fight battles on your own terrain, in your own subject area. It is not good to fight in the territory of allies. Fight battles wherever possible only on enemy terrain, in and about his subject his people, not ours. You can gauge your relative success by this. When your battles are fought on his terrain, you are winning.

A good general expends the maximum of enemy troops and the minimum his own. He makes the war costly to the enemy, not to himself.

One cuts off enemy communications, funds, connections. He deprives the enemy of political advantages, connections and power. He takes over ene territory. He raids and harrasses. All on a thought plane - press, public opinion, governments, etc.

Seeing it as a battle one can apply battle tactics to thought s tions.

Intelligence identifies targets and finds out enemy plans and purposes enemy connections dispositions etc. *It is fatal to attack a wrong enemy. But it is good tactics to make the enemy attack wrong targets or persons himself.

Good intelligence pin points who when where what.

BAD COPY